



SPECIAL INSPECTION & TESTING AGREEMENT



COMMUNITY DEVELOPMENT DEPARTMENT • 345 N EL DORADO STREET • STOCKTON, CA 95202 • (209) 937-8561
www.stocktonca.gov/buildinginspection

Prior to issuance of a permit, this form must be completed and approved by the Building Department for projects requiring special inspection in accordance with Chapter 17 of the California Building Code (CBC). Before permit issuance, all parties must sign this agreement. Please note that failure to comply with special inspection requirements could be result in added costs and/or delays in the project.

BLEACHERS

Part I – Statement of Special Inspection

Project Name: _____ Date: _____

Project Address: _____ Permit Number: **BP** _____

City Approved Testing/Inspection Agencies

Agency 1: _____ Phone Number: _____

Email: _____

Agency 2: _____ Phone Number: _____

Email: _____

Part II – Special Inspection and Testing Agreement

Before a permit can be issued: When special inspection is required by CBC Section 1705, the registered design professional shall prepare an inspection program, which shall be submitted, to the Building Official for approval prior to issuance of the building permit. A pre-construction conference with the parties involved may be required to review the special inspection requirements and procedures.

Approval of special inspectors: The special inspection firm(s) named above have been authorized to perform the special inspection and testing services designated in this agreement, and in accordance with the CBC requirements, and to report all activities to the Building Official, and other parties as listed. It is understood that special inspections are required in addition to the normal inspections performed by the Building Inspector. The special inspector shall be employed by the owner (other than owner – builder/developer), the registered design professional, or an agent of the owner, BUT NOT the contractor, or any other person responsible for the work (such as an owner-builder/developer). Special inspectors may have no financial interest in projects for which they provide special inspection. Special inspectors shall be approved by the building department prior to performing any duties. Special inspectors shall submit their qualifications and are subject to personal interviews for prequalification. Special inspectors shall display approved identification, as stipulated by the Building Official when performing the function of special inspector. Only the City approved special inspection agency of record shall sample, transport and test material. Special inspection and testing shall meet the minimum requirements of the CBC Section 1701. The following conditions are also applicable:

A. Duties and Responsibilities of the Special Inspector:

1. Observe work – The special inspector shall observe the work for conformance with the building department **approved (stamped)** designs drawings and specifications and applicable workmanship provisions of the California Building Code. Architect/Engineer-reviewed shop drawings may be used only as an aid to inspection. Special inspections are to be performed on a continuous basis, meaning that the special inspector is on site in the general area at all times observing the work requiring special inspection. Periodic inspections, if any, must have prior approval based on a separate written plan reviewed and approved by the building department and the architect or engineer of record.

2. **Report nonconforming items** – The special inspector shall bring nonconforming items to the immediate attention of the contractor and note all such items in the daily report. If any items are not resolved in a timely manner or are about to be incorporated in the work, the special inspector shall immediately notify the building department by telephone or in person, notify the engineer or architect, and post a discrepancy notice.
3. **Furnish daily and weekly reports** – Each special inspector shall complete and sign both the special inspection record and the daily report form for each day's inspections to remain at the jobsite with the contractor for review by the building inspector. The reports shall include description of daily inspections and tests made with applicable locations, listing of all nonconforming items, report on how nonconforming items were resolved or unresolved as applicable, and itemized changes authorized by the architect, engineer and Building Official if not included in nonconformance items. **The daily and weekly reports shall be emailed on a daily and weekly basis to the Building Official (Sreports@stocktonca.gov). Each email subject line shall have the following naming format: Permit Number – Address – Date**
4. **Furnish final report** – The special inspector or inspection agency shall submit a final wet stamped and signed report to the Building Official stating that all items requiring special inspection and testing were fulfilled and reported and, to the best of his or her knowledge, in conformance with the approved design drawings, specifications, approved change orders and the applicable workmanship provisions of the CBC. Items not in conformance, unresolved items or any discrepancies in inspection coverage shall be specifically itemized on an addendum to this report. **The final report shall be emailed prior to scheduling final building inspection to the Building Official (Sreports@stocktonca.gov) Each email subject line shall have the following naming format: Permit Number – Address – Date**

B. Contractor Responsibilities:

1. Notify the special inspector – The contractor is responsible for notifying the special inspector regarding individual inspections for items listed on the attached schedule and as noted on the building department approved plans.
2. Notify the Building Department – The contractor is responsible for notifying the City's Building Department. **City approval is required prior to proceeding.** General contractor shall notify the Building Department at (209) 937-8561 at least 24 hours in advance for each day special inspection will be conducted listed on the attached schedule and as noted on the Building Department approved plans.
3. Provide access to approved plans and retain special inspection records.

C. Owner Responsibilities: The project owner or the engineer or architect of record acting as the owner's agent is responsible for funding special inspection services (ref. CBC Sec. 1701).

D. Designer Responsibilities:

1. Complete the Special Inspection & Testing Schedule – The engineer or architect of record shall specify special inspection required in the construction documents and list these items on the Special Inspection & Testing Schedule on the plans.
2. Respond to field discrepancies – The engineer or architect of record shall respond to uncorrected field deficiencies in design, material, or workmanship observed by the special inspector.
3. Submit design changes – The engineer or architect of record is responsible for any design changes, in addition to acknowledgment and approval of shop drawings which may detail structural information, and for submission of such changes to the Building Official for approval.

E. Building Department Responsibilities:

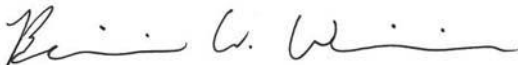
1. Approve special inspection – The building department shall approve all special inspectors and special inspection requirements.
2. Enforce special inspection – Work requiring special inspection and the performance of special inspection shall be monitored by the building inspector. **Building Department approval must be obtained prior to placement of concrete, covering of structural steel, or other similar activities in addition to that of the special inspector.**
3. Issue Certificate of Occupancy – The Building Official may issue a Temporary Certificate of Occupancy or a Certificate of Final Completion and Occupancy after all special inspection reports and the final compliance report have been submitted and accepted.

Acknowledgements


The undersigned hereby affirm, under penalty of law that the special inspection program is in accordance with the requirements of the CBC and the City of Stockton. The undersigned has used all reasonable diligence in completing this form and to the best of his/her knowledge the information contained herein is true and complete. The undersigned hereby certifies under the penalty of perjury under the laws of the State of California that the foregoing is true and correct.

I have read and agree to comply with the terms and conditions of this agreement:

Registered Design Professional in Responsible Charge:

Name:		License Number:
Phone Number:	Email Address:	
Signature: 		Date:

Owner's Authorization:

Name:		
Phone Number:	Email Address:	
Signature: 		Date:

General Contractor:

Name:		License Number:
Phone Number:	Email Address:	
Signature:		Date:

Special Inspection/Testing Agency Engineer:

Name:		License Number:
Phone Number:	Email Address:	
Signature:		Date:

Building Department's Acceptance:

Name:		Title:
Signature:		Date:

Part III – Special Inspection and Testing Schedule

The schedule below shall be completed by the Engineer-of-Record for the project. The inspections listed are in accordance with Chapter 17 of the California Building Code, refer to Chapter 17 for more detailed requirements. Refer to the **City Approved** drawings and/or project specifications for additional inspections, tests, or requirements.

Indicate in the table below which inspections are required for this project. Check the appropriate box to denote either continuous (C) or periodic (P) inspection required.

Required Special Inspections and Tests	Check if Required	
	C	P
Steel Construction – CBC 1705.2		
1. Material verification of high-strength bolts, nuts, and washers.		
a. Identification markings to conform to ASTM standards specified in the approved construction documents.		
b. Manufacturer's certificate of compliance required.		X
2. Inspection of high-strength bolting:		
a. Snug-tight joints.		
b. Pretensioned and slip-critical joints using turn-of-nut with matchmarking, twist-off bolt or direct tension indicator methods of installation.		
c. Pretensioned and slip-critical joints using turn-of-nut without matchmarking or calibrated wrench methods of installation.		
3. Material verification of cold-formed steel deck:		
a. For structural steel, identification markings to conform to AISC		
b. For other steel, identification markings to conform to ASTM standards specified in the approved construction documents.		X
c. Manufacturer's certified test reports.		
4. Inspection of welding (shop or field):		
a. Structural steel and cold-formed steel deck:		
1) Complete and partial joint penetration groove welds.		
2) Multipass fillet welds.		
3) Single-pass fillet welds > 5/16"		
4) Plug and slot welds.		
5) Single-pass fillet welds ≤ 5/16"		
6) Floor and roof deck welds.		
b. Reinforcing steel:		
1) Verification of weldability of reinforcing steel other than ASTM A 706.		
2) Reinforcing steel resisting flexural and axial forces in intermediate and special moment frames, and boundary elements of special structural walls of concrete and shear reinforcement.		
3) Shear reinforcement.		
4) Other reinforcing steel.		
5. Inspection of steel frame joint details for compliance with approved construction documents:		
a. Details such as bracing and stiffening.		
b. Member Locations.		
c. Application of joint details at each location.		
6. Installation of open-web steel joists and joist girders.		
a. End connections – welding or bolted.		
b. Bridging – horizontal or diagonal.		
1) Standard bridging.		
2) Bridging that differs from the SJL specifications listed in Section 2207.1		
7. Cold-formed steel trusses spanning 60 feet or greater, temporary and permanent bracing per approved truss package.		
Concrete Construction – CBC 1705.3		
1. Inspect reinforcement, including prestressing tendons, and verify placement.		
2. Reinforcing bar welding:		
a. Verify weldability of reinforcing bars other than ASTM A706;		
b. Inspect single-pass fillet welds, maximum 5/16"; and		

Required Special Inspections and Tests	Check if Required	
	C	P
c. Inspect all other welds.		
3. Inspection of anchors cast-in concrete.		
4. Inspection of anchors post-installed in hardened concrete members.		
a. Adhesive anchors installed in horizontally or upwardly inclined orientations to resist sustained tension loads.		
b. All other mechanical anchors and adhesive anchors.		X
5. Verifying use of required design mix.		X
6. Prior to concrete placement, fabricate specimens for strength tests, perform slump and air content tests, and determine the temperature of the concrete.		
7. Inspection of concrete and shotcrete placement for proper application techniques.		
8. Inspection for maintenance of specified curing temperature and techniques.		
9. Inspection of prestressed concrete.		
a. Application of prestressing forces.		
b. Grouting of bonded prestressing tendons in the seismic-force-resisting system.		
10. Erection of precast concrete members.		
11. Verification of in-situ concrete strength, prior to stressing of tendons in posttensioned concrete and prior to removal of shores and forms from beams and structural slabs.		
12. Inspect formwork for shape, location and dimensions of the concrete member being formed.		
Masonry Construction – CBC 1705.4		
1. Special inspection and tests in accordance with the quality assurance program requirements of TMS 402 and TMS 602.		
2. Empirically designed masonry, glass unit masonry and masonry veneer in Risk Category IV.		
3. Vertical masonry foundation elements.		
4. Indicate masonry construction quality assurance level (1 or 2 or 3)		

TABLE 5.19 Modified TMS 602 Tables 3 and 4, Level 2 Quality Assurance

Minimum Verification				
Verification	Required ¹			Reference for Criteria TMS 602
	Level 1	Level 2	Level 3	
1. Prior to construction:				
a. Verification of compliance of submittals.	NR	R	R	Art. 1.5
b. Verification of f'_m and f'_{AAC} , except where specifically exempted by the code.	NR	R	R	Art. 1.4 B
2. During construction:				
a. Verification of slump flow and Visual Stability Index (VSI) when self-consolidating grout is delivered to the project site.	NR	R	R	Art. 1.5 & 1.6.3
b. Verification of f'_m and f'_{AAC} for every 5,000 sq. ft.	NR	NR	R	Art. 1.4 B
c. Verification of proportions of materials as delivered to the project site for premixed or preblended mortar, prestressing grout and grout other than self-consolidating grout.	NR	NR	R	Art. 1.4 B

Required Special Inspections and Tests						Check if Required	
						C	P
Minimum Special Inspection							
Inspection Task	Frequency ²			Reference for Criteria			
	Level 1	Level 2	Level 3	TMS 402	TMS 602		
1. As masonry construction begins, verify that the following are in compliance:							
a. Proportions of site-prepared mortar	NR	P	P			Art. 2.1, 2.6 A, 2.6 C	
b. Grade and size of prestressing tendons and anchorages	NR	P	P			Art. 2.4 B, 2.4 H	
c. Grade, type and size of reinforcement, connectors, anchor bolts, and prestressing tendons and anchorages	NR	P	P			Art. 3.4, 3.6 A	
d. Prestressing technique	NR	P	P			Art. 3.6 B	
e. Properties of thin-bed mortar for AAC masonry	NR	C ³ /P ⁴	C			Art. 2.1 C	
f. Sample panel construction	NR	P	C			Art. 1.6 D	
2. Prior to grouting, verify that the following are in compliance:							
a. Grout space	NR	P	C			Art. 3.2 D, 3.2 F	
b. Placement of prestressing tendons and anchorages	NR	P	P	Sec. 10.8, 10.9		Art. 2.4, 3.6	
c. Placement of reinforcement, connectors and anchor bolts	NR	P	C	Sec. 6.1, 6.3.1, 6.3.6, 6.3.7		Art. 3.2 E, 3.4	
d. Proportions of site-prepared grout and prestressing grout for bonded tendons	NR	P	P			Art. 2.6 B, 2.4 G, 1.b	
3. Verify during construction:							
a. Materials and procedures with the approved submittals	NR	P	P			Art. 1.5	
b. Placement of masonry units and mortar joint construction	NR	P	P			Art. 3.3 B	
c. Size and location of structural members	NR	P	P			Art. 3.3 F	
d. Type, size and location of anchors, including other details of anchorage of masonry to structural members, frames or other construction	NR	P	C	Sec. 1.2.1(e), 6.2.1, 6.3.1			
e. Welding of reinforcement	NR	C	C	Sec. 6.1.6.1.2			
f. Preparation, construction and protection of masonry during cold weather (temperature below 40°F) or hot weather (temperature above 90°F)	NR	P	P			Art. 1.8 C, 1.8 D	
g. Application and measurement of prestressing force	NR	C	C			Art. 3.6 B	
h. Placement of grout and prestressing grout for bonded tendons is in compliance	NR	C	C			Art. 3.5, 3.6 C	
i. Placement of AAC masonry units and construction of thin-bed mortar joints	NR	C ³ /P ⁴	C			Art. 3.3 B.9, 3.3 F.1.b	
4. Observe preparation of grout specimens, mortar specimens and/or prisms	NR	P	C			Art. 1.4 B.2.a.3, 1.4 B.2.b.3, 1.4 B.2.c.3, 1.4 B.3, 1.4 B.4	
1. R = Required, NR = Not Required 2. Frequency refers to the frequency of inspection, which may be continuous or periodic during the listed task, as defined in the table. NR = Not Required P = Periodic C = Continuous 3. Required for the first 5,000 square feet of AAC masonry. 4. Required after the first 5,000 square feet of AAC masonry.							

Required Special Inspections and Tests	Check if Required	
	C	P
Wood Construction – CBC 1705.5		
1. High-load diaphragms.		
2. Metal-plate-connected wood trusses: Wood truss clear span of 60 feet or greater, bracing per approved truss package.		
3. Manufactured trusses and assemblies.		
4. Structural glued laminated timber.		
5. Manufactured open web trusses.		
6. Timber connectors.		
7. Mass timber construction.		
Soils – CBC 1705.6		
1. Verify materials below shallow foundations are adequate to achieve the design bearing capacity.		
2. Verify excavations are extended to proper depth and have reached proper material.		
3. Perform classification and testing of compacted fill materials.		
4. Verify use of proper materials, densities and lift thicknesses during placement and compaction of compacted fill.		
5. Prior to placement of compacted fill, observe subgrade and verify that site has been prepared properly.		
6. Soil fill.		
Driven Deep Foundations – CBC 1705.7		
1. Verify element materials, sizes and lengths comply with the requirements.		
2. Determine capacities of test elements and conduct additional load tests, as required.		
3. Observe driving operations and maintain complete and accurate records for each element.		
4. Verify placement locations and plumbness, confirm type and size of hammer, record number of blows per foot of penetration, determine required penetrations to achieve design capacity, record tip and butt elevations and document any damage to foundation element.		
5. For steel elements, perform additional inspections in accordance with CBC Section 1705.2.		
6. For concrete elements and concrete-filled elements, perform additional inspections in accordance with CBC Section 1705.3.		
7. For specialty elements, perform additional inspections as determined by the registered design professional in responsible charge.		
8. Continuous special inspection shall be performed during installation of helical pile foundations.		
Cast-In Place Foundations – CBC 1705.8		
1. Observe drilling operations and maintain complete and accurate records for each element.		
2. Verify placement locations and plumbness, confirm element diameters, bell diameters (if applicable), lengths, embedment into bedrock (if applicable) and adequate end-bearing strata capacity. Record concrete or grout volumes.		
3. For concrete elements, perform additional inspections in accordance with Section CBC 1705.3.		
Wind Resistance – CBC 1705.11		
1. Structural wood:		
a. Field gluing operations of elements of the main windforce-resisting system.		
b. Nailing, bolting, anchoring, and other fastening of elements of the min windforce-resisting system, including wood shear walls, wood diaphragms, drag struts, braces, and hold-downs.		
2. Cold-formed steel light-frame construction:		
a. Welding operations of elements of the main windforce-resisting system.		
b. Screw attachment, bolting, anchoring, and other fastening of elements of the main windforce-resisting system, including shear walls, braces, diaphragms, collectors (drag struts), and hold-downs.		X
3. Wind-resisting components:		
a. Roof covering, roof deck, and roof framing connections.		
b. Exterior wall covering and wall connections to roof and floor diaphragms and framing.		
Seismic Resistance – CBC 1705.12		
1. Structural steel per CBC 1705.12.1:		
a. Seismic force-resisting systems inspected according to AISC 341.		

Required Special Inspections and Tests	Check if Required	
	C	P
b. Structural steel elements other than those covered in (a) including struts, collectors, chords, and foundation elements inspected according to AISC 341.		
2. Structural wood per CBC 1705.12.2:		
a. Field gluing operations of elements of the seismic force-resisting system.		
b. Nailing, bolting, anchoring, and other fastening of elements of the seismic force-resisting system, including wood shear walls, wood diaphragms, drag struts, braces, shear panels, and hold-downs.		
3. Cold-formed steel light-frame construction per CBC 1705.12.3:		
a. Welding operations of elements of the seismic force-resisting system.		
b. Screw attachment. Bolting, anchoring, and other fastening of elements of the seismic force-resisting system, including shear walls, braces, diaphragms, collectors (drag struts), and hold-downs.		X
4. Designated seismic systems per CBC 1705.12.4: Verify the label, anchorage, and mounting conform to the certificate of compliance.		
5. Architectural components per CBC Section 1705.12.5.		
6. Plumbing, mechanical, and electrical components per CBC Section 1705.12.6.		
a. Anchorage of electrical equipment for emergency and standby power systems.		
b. Installation and anchorage of piping systems designed to carry hazardous materials and their associated mechanical units.		
c. Installation and anchorage of ductwork designed to carry hazardous materials.		
d. Installation and anchorage of vibration isolation systems where the approved construction documents require nominal clearance of ¼ inch or less between the equipment support and restraint.		
e. Installation of mechanical and electrical equipment, including duct work, piping systems and their structural supports, where automatic fire sprinkler systems are installed.		
7. Storage racks that are 8 feet or greater in height per CBC Section 1705.12.7.		
8. Seismic isolation systems per CBC Section 1705.12.8.		
9. Cold-formed steel special bolted moment frames per CBC Section 1705.12.9.		
Testing for Seismic Resistance – CBC 1705.13		
1. Structural steel per CBC 1705.13.1:		
c. NDT of structural steel in the seismic force-resisting systems according to AISC 341.		
d. NDT of structural steel elements other than those covered in (a) including struts, collectors, chords, and foundation elements according to AISC 341.		
2. Nonstructural components per CBC 1705.13.2: Registered design professional shall specify the requirements to be met by analysis, testing, or experience data. Certificates of compliance documenting the requirements shall be submitted to the building official.		
3. Designated seismic systems per CBC 1705.13.3: Registered design professional shall specify the requirements to be met by analysis, testing, or experience data. Certificates of compliance documenting the requirements shall be submitted to the building official.		
4. Seismic isolation systems per CBC Section 1705.12.8 shall be tested in accordance with Section 17.8 of ASCE 7.		
Sprayed Fire-Resistant Materials – CBC 1705.14		
1. The special inspections and tests shall include the following to demonstrate compliance with the listing and the fire-resistance rating:		
a. Inspect substrates for accordance with the approved fire-resistance design.		
b. Approved manufacturer’s written instructions.		
c. Verify minimum ambient temperature before and after application.		
d. Verify ventilation of area during and after application.		
e. Measure average thickness per ASTM E605 and Section 1705.14.4.		
f. Verify density of material for conformance with the approved fire-resistant design and ASTM E605 and Section 1705.14.5.		
g. Test cohesive/adhesive bond strength per ASTM E736 and Section 1705.14.6.		
h. Inspect condition of finished application.		
Mastic and Intumescent Fire-Resistant Coatings – CBC 1705.15		
1. Inspect mastic and intumescent fire-resistant coatings per CBC 1705.15 and AWCI 12-B.		
Exterior Insulation and Finish Systems (EIFS) – CBC 1705.16		

Required Special Inspections and Tests	Check if Required	
	C	P
1. Inspect EIFS per CBC 1705.16 and ASTM E250.		
Fire-Resistant Penetrations and Joints – CBC 1705.17		
1. Fire-resistant penetrations and joints in high-rise or risk category III or IV buildings per CBC Section 1705.17.		
2. Penetration firestop systems and/or fire-resistant joint systems per CBC Sections 1705.17.1 & 1705.17.2.		
Smoke Control Systems – CBC 1705.18		
1. Smoke control systems per CBC Section 1705.18.		
Shotcrete – CBC 1705.19		
1. Shotcrete work per CBC 1705.19:		
a. Check materials.		
b. Placing equipment.		
c. Details of construction and construction procedure.		
d. Preconstruction and strength tests of shotcrete per CBC Sections 1908.5 and 1908.10.		
2. Visual examination for structural soundness of in-place shotcrete per CBC Sections 1905.19.1.		
Sealing of Mass Timber – CBC 1705.20		
1. Inspection of sealants or adhesives where sealant or adhesive required per CBC Section 703.9 is applied to mass timber building elements as designated in approved construction documents.		

Seismic/Wind Requirements (CBC Section 1705.11-13)

Description of wind resistance and seismic-force-resisting system subject to special inspections as per CBC Section 1705.11-13. Describe the seismic resisting system in the longitudinal and transverse directions.

Special Instructions and/or Structural Observation Required (CBC Section 1704.6)



SPECIAL INSPECTION & TESTING AGREEMENT



COMMUNITY DEVELOPMENT DEPARTMENT • 345 N EL DORADO STREET • STOCKTON, CA 95202 • (209) 937-8561
www.stocktonca.gov/buildinginspection

Prior to issuance of a permit, this form must be completed and approved by the Building Department for projects requiring special inspection in accordance with Chapter 17 of the California Building Code (CBC). Before permit issuance, all parties must sign this agreement. Please note that failure to comply with special inspection requirements could be result in added costs and/or delays in the project.

RESTROOM BUILDING

Part I – Statement of Special Inspection

Project Name: _____ Date: _____

Project Address: _____ Permit Number: **BP** _____

City Approved Testing/Inspection Agencies

Agency 1: _____ Phone Number: _____

Email: _____

Agency 2: _____ Phone Number: _____

Email: _____

Part II – Special Inspection and Testing Agreement

Before a permit can be issued: When special inspection is required by CBC Section 1705, the registered design professional shall prepare an inspection program, which shall be submitted, to the Building Official for approval prior to issuance of the building permit. A pre-construction conference with the parties involved may be required to review the special inspection requirements and procedures.

Approval of special inspectors: The special inspection firm(s) named above have been authorized to perform the special inspection and testing services designated in this agreement, and in accordance with the CBC requirements, and to report all activities to the Building Official, and other parties as listed. It is understood that special inspections are required in addition to the normal inspections performed by the Building Inspector. The special inspector shall be employed by the owner (other than owner – builder/developer), the registered design professional, or an agent of the owner, BUT NOT the contractor, or any other person responsible for the work (such as an owner-builder/developer). Special inspectors may have no financial interest in projects for which they provide special inspection. Special inspectors shall be approved by the building department prior to performing any duties. Special inspectors shall submit their qualifications and are subject to personal interviews for prequalification. Special inspectors shall display approved identification, as stipulated by the Building Official when performing the function of special inspector. Only the City approved special inspection agency of record shall sample, transport and test material. Special inspection and testing shall meet the minimum requirements of the CBC Section 1701. The following conditions are also applicable:

A. Duties and Responsibilities of the Special Inspector:

1. Observe work – The special inspector shall observe the work for conformance with the building department **approved (stamped)** designs drawings and specifications and applicable workmanship provisions of the California Building Code. Architect/Engineer-reviewed shop drawings may be used only as an aid to inspection. Special inspections are to be performed on a continuous basis, meaning that the special inspector is on site in the general area at all times observing the work requiring special inspection. Periodic inspections, if any, must have prior approval based on a separate written plan reviewed and approved by the building department and the architect or engineer of record.

2. **Report nonconforming items** – The special inspector shall bring nonconforming items to the immediate attention of the contractor and note all such items in the daily report. If any items are not resolved in a timely manner or are about to be incorporated in the work, the special inspector shall immediately notify the building department by telephone or in person, notify the engineer or architect, and post a discrepancy notice.
3. **Furnish daily and weekly reports** – Each special inspector shall complete and sign both the special inspection record and the daily report form for each day's inspections to remain at the jobsite with the contractor for review by the building inspector. The reports shall include description of daily inspections and tests made with applicable locations, listing of all nonconforming items, report on how nonconforming items were resolved or unresolved as applicable, and itemized changes authorized by the architect, engineer and Building Official if not included in nonconformance items. **The daily and weekly reports shall be emailed on a daily and weekly basis to the Building Official (Sreports@stocktonca.gov). Each email subject line shall have the following naming format: Permit Number – Address – Date**
4. **Furnish final report** – The special inspector or inspection agency shall submit a final wet stamped and signed report to the Building Official stating that all items requiring special inspection and testing were fulfilled and reported and, to the best of his or her knowledge, in conformance with the approved design drawings, specifications, approved change orders and the applicable workmanship provisions of the CBC. Items not in conformance, unresolved items or any discrepancies in inspection coverage shall be specifically itemized on an addendum to this report. **The final report shall be emailed prior to scheduling final building inspection to the Building Official (Sreports@stocktonca.gov) Each email subject line shall have the following naming format: Permit Number – Address – Date**

B. Contractor Responsibilities:

1. Notify the special inspector – The contractor is responsible for notifying the special inspector regarding individual inspections for items listed on the attached schedule and as noted on the building department approved plans.
2. Notify the Building Department – The contractor is responsible for notifying the City's Building Department. **City approval is required prior to proceeding.** General contractor shall notify the Building Department at (209) 937-8561 at least 24 hours in advance for each day special inspection will be conducted listed on the attached schedule and as noted on the Building Department approved plans.
3. Provide access to approved plans and retain special inspection records.

C. Owner Responsibilities: The project owner or the engineer or architect of record acting as the owner's agent is responsible for funding special inspection services (ref. CBC Sec. 1701).

D. Designer Responsibilities:

1. Complete the Special Inspection & Testing Schedule – The engineer or architect of record shall specify special inspection required in the construction documents and list these items on the Special Inspection & Testing Schedule on the plans.
2. Respond to field discrepancies – The engineer or architect of record shall respond to uncorrected field deficiencies in design, material, or workmanship observed by the special inspector.
3. Submit design changes – The engineer or architect of record is responsible for any design changes, in addition to acknowledgment and approval of shop drawings which may detail structural information, and for submission of such changes to the Building Official for approval.

E. Building Department Responsibilities:

1. Approve special inspection – The building department shall approve all special inspectors and special inspection requirements.
2. Enforce special inspection – Work requiring special inspection and the performance of special inspection shall be monitored by the building inspector. **Building Department approval must be obtained prior to placement of concrete, covering of structural steel, or other similar activities in addition to that of the special inspector.**
3. Issue Certificate of Occupancy – The Building Official may issue a Temporary Certificate of Occupancy or a Certificate of Final Completion and Occupancy after all special inspection reports and the final compliance report have been submitted and accepted.

Acknowledgements

The undersigned hereby affirm, under penalty of law that the special inspection program is in accordance with the requirements of the CBC and the City of Stockton. The undersigned has used all reasonable diligence in completing this form and to the best of his/her knowledge the information contained herein is true and complete. The undersigned hereby certifies under the penalty of perjury under the laws of the State of California that the foregoing is true and correct.

I have read and agree to comply with the terms and conditions of this agreement:

Registered Design Professional in Responsible Charge:

Name:		License Number:
Phone Number:	Email Address:	
Signature: <i>Ben G. Winn</i>		Date:

Owner's Authorization:

Name:		
Phone Number:	Email Address:	
Signature: <i>Tom Brown</i>		Date:

General Contractor:

Name:		License Number:
Phone Number:	Email Address:	
Signature:		Date:

Special Inspection/Testing Agency Engineer:

Name:		License Number:
Phone Number:	Email Address:	
Signature:		Date:

Building Department's Acceptance:

Name:		Title:
Signature:		Date:

Part III – Special Inspection and Testing Schedule

The schedule below shall be completed by the Engineer-of-Record for the project. The inspections listed are in accordance with Chapter 17 of the California Building Code, refer to Chapter 17 for more detailed requirements. Refer to the **City Approved** drawings and/or project specifications for additional inspections, tests, or requirements.

Indicate in the table below which inspections are required for this project. Check the appropriate box to denote either continuous (C) or periodic (P) inspection required.

Required Special Inspections and Tests	Check if Required	
	C	P
Steel Construction – CBC 1705.2		
1. Material verification of high-strength bolts, nuts, and washers.		
a. Identification markings to conform to ASTM standards specified in the approved construction documents.		
b. Manufacturer's certificate of compliance required.		
2. Inspection of high-strength bolting:		
a. Snug-tight joints.		
b. Pretensioned and slip-critical joints using turn-of-nut with matchmarking, twist-off bolt or direct tension indicator methods of installation.		
c. Pretensioned and slip-critical joints using turn-of-nut without matchmarking or calibrated wrench methods of installation.		
3. Material verification of cold-formed steel deck:		
a. For structural steel, identification markings to conform to AISC		
b. For other steel, identification markings to conform to ASTM standards specified in the approved construction documents.		
c. Manufacturer's certified test reports.		
4. Inspection of welding (shop or field):		
a. Structural steel and cold-formed steel deck:		
1) Complete and partial joint penetration groove welds.		
2) Multipass fillet welds.		
3) Single-pass fillet welds > 5/16"		
4) Plug and slot welds.		
5) Single-pass fillet welds ≤ 5/16"		
6) Floor and roof deck welds.		
b. Reinforcing steel:		
1) Verification of weldability of reinforcing steel other than ASTM A 706.		
2) Reinforcing steel resisting flexural and axial forces in intermediate and special moment frames, and boundary elements of special structural walls of concrete and shear reinforcement.		
3) Shear reinforcement.		
4) Other reinforcing steel.		
5. Inspection of steel frame joint details for compliance with approved construction documents:		
a. Details such as bracing and stiffening.		
b. Member Locations.		
c. Application of joint details at each location.		
6. Installation of open-web steel joists and joist girders.		
a. End connections – welding or bolted.		
b. Bridging – horizontal or diagonal.		
1) Standard bridging.		
2) Bridging that differs from the SJL specifications listed in Section 2207.1		
7. Cold-formed steel trusses spanning 60 feet or greater, temporary and permanent bracing per approved truss package.		
Concrete Construction – CBC 1705.3		
1. Inspect reinforcement, including prestressing tendons, and verify placement.		
2. Reinforcing bar welding:		
a. Verify weldability of reinforcing bars other than ASTM A706;		
b. Inspect single-pass fillet welds, maximum 5/16"; and		

Required Special Inspections and Tests	Check if Required	
	C	P
c. Inspect all other welds.		
3. Inspection of anchors cast-in concrete.		
4. Inspection of anchors post-installed in hardened concrete members.		
a. Adhesive anchors installed in horizontally or upwardly inclined orientations to resist sustained tension loads.		
b. All other mechanical anchors and adhesive anchors.		
5. Verifying use of required design mix.		
6. Prior to concrete placement, fabricate specimens for strength tests, perform slump and air content tests, and determine the temperature of the concrete.		
7. Inspection of concrete and shotcrete placement for proper application techniques.		
8. Inspection for maintenance of specified curing temperature and techniques.		
9. Inspection of prestressed concrete.		
a. Application of prestressing forces.		
b. Grouting of bonded prestressing tendons in the seismic-force-resisting system.		
10. Erection of precast concrete members.		
11. Verification of in-situ concrete strength, prior to stressing of tendons in posttensioned concrete and prior to removal of shores and forms from beams and structural slabs.		
12. Inspect formwork for shape, location and dimensions of the concrete member being formed.		
Masonry Construction – CBC 1705.4		
1. Special inspection and tests in accordance with the quality assurance program requirements of TMS 402 and TMS 602.		
2. Empirically designed masonry, glass unit masonry and masonry veneer in Risk Category IV.		
3. Vertical masonry foundation elements.		
4. Indicate masonry construction quality assurance level (1 or 2 or 3)		

TABLE 5.19 Modified TMS 602 Tables 3 and 4, Level 2 Quality Assurance

Minimum Verification				
Verification	Required ¹			Reference for Criteria TMS 602
	Level 1	Level 2	Level 3	
1. Prior to construction:				
a. Verification of compliance of submittals.	NR	R	R	Art. 1.5
b. Verification of f'_m and f'_{AAC} , except where specifically exempted by the code.	NR	R	R	Art. 1.4 B
2. During construction:				
a. Verification of slump flow and Visual Stability Index (VSI) when self-consolidating grout is delivered to the project site.	NR	R	R	Art. 1.5 & 1.6.3
b. Verification of f'_m and f'_{AAC} for every 5,000 sq. ft.	NR	NR	R	Art. 1.4 B
c. Verification of proportions of materials as delivered to the project site for premixed or preblended mortar, prestressing grout and grout other than self-consolidating grout.	NR	NR	R	Art. 1.4 B

Required Special Inspections and Tests						Check if Required	
						C	P
Minimum Special Inspection							
Inspection Task	Frequency ²			Reference for Criteria			
	Level 1	Level 2	Level 3	TMS 402	TMS 602		
1. As masonry construction begins, verify that the following are in compliance:							
a. Proportions of site-prepared mortar	NR	P	P			Art. 2.1, 2.6 A, 2.6 C	
b. Grade and size of prestressing tendons and anchorages	NR	P	P			Art. 2.4 B, 2.4 H	
c. Grade, type and size of reinforcement, connectors, anchor bolts, and prestressing tendons and anchorages	NR	P	P			Art. 3.4, 3.6 A	
d. Prestressing technique	NR	P	P			Art. 3.6 B	
e. Properties of thin-bed mortar for AAC masonry	NR	C ³ /P ⁴	C			Art. 2.1 C	
f. Sample panel construction	NR	P	C			Art. 1.6 D	
2. Prior to grouting, verify that the following are in compliance:							
a. Grout space	NR	P	C			Art. 3.2 D, 3.2 F	
b. Placement of prestressing tendons and anchorages	NR	P	P	Sec. 10.8, 10.9		Art. 2.4, 3.6	
c. Placement of reinforcement, connectors and anchor bolts	NR	P	C	Sec. 6.1, 6.3.1, 6.3.6, 6.3.7		Art. 3.2 E, 3.4	
d. Proportions of site-prepared grout and prestressing grout for bonded tendons	NR	P	P			Art. 2.6 B, 2.4 G, 1.b	
3. Verify during construction:							
a. Materials and procedures with the approved submittals	NR	P	P			Art. 1.5	
b. Placement of masonry units and mortar joint construction	NR	P	P			Art. 3.3 B	
c. Size and location of structural members	NR	P	P			Art. 3.3 F	
d. Type, size and location of anchors, including other details of anchorage of masonry to structural members, frames or other construction	NR	P	C	Sec. 1.2.1(e), 6.2.1, 6.3.1			
e. Welding of reinforcement	NR	C	C	Sec. 6.1.6.1.2			
f. Preparation, construction and protection of masonry during cold weather (temperature below 40°F) or hot weather (temperature above 90°F)	NR	P	P			Art. 1.8 C, 1.8 D	
g. Application and measurement of prestressing force	NR	C	C			Art. 3.6 B	
h. Placement of grout and prestressing grout for bonded tendons is in compliance	NR	C	C			Art. 3.5, 3.6 C	
i. Placement of AAC masonry units and construction of thin-bed mortar joints	NR	C ³ /P ⁴	C			Art. 3.3 B.9, 3.3 F.1.b	
4. Observe preparation of grout specimens, mortar specimens and/or prisms	NR	P	C			Art. 1.4 B.2.a.3, 1.4 B.2.b.3, 1.4 B.2.c.3, 1.4 B.3, 1.4 B.4	
1. R = Required, NR = Not Required 2. Frequency refers to the frequency of inspection, which may be continuous or periodic during the listed task, as defined in the table. NR = Not Required P = Periodic C = Continuous 3. Required for the first 5,000 square feet of AAC masonry. 4. Required after the first 5,000 square feet of AAC masonry.							

Required Special Inspections and Tests	Check if Required	
	C	P
Wood Construction – CBC 1705.5		
1. High-load diaphragms.		
2. Metal-plate-connected wood trusses: Wood truss clear span of 60 feet or greater, bracing per approved truss package.		
3. Manufactured trusses and assemblies.		
4. Structural glued laminated timber.		
5. Manufactured open web trusses.		
6. Timber connectors.		
7. Mass timber construction.		
Soils – CBC 1705.6		
1. Verify materials below shallow foundations are adequate to achieve the design bearing capacity.		
2. Verify excavations are extended to proper depth and have reached proper material.		
3. Perform classification and testing of compacted fill materials.		
4. Verify use of proper materials, densities and lift thicknesses during placement and compaction of compacted fill.		
5. Prior to placement of compacted fill, observe subgrade and verify that site has been prepared properly.		
6. Soil fill.		
Driven Deep Foundations – CBC 1705.7		
1. Verify element materials, sizes and lengths comply with the requirements.		
2. Determine capacities of test elements and conduct additional load tests, as required.		
3. Observe driving operations and maintain complete and accurate records for each element.		
4. Verify placement locations and plumbness, confirm type and size of hammer, record number of blows per foot of penetration, determine required penetrations to achieve design capacity, record tip and butt elevations and document any damage to foundation element.		
5. For steel elements, perform additional inspections in accordance with CBC Section 1705.2.		
6. For concrete elements and concrete-filled elements, perform additional inspections in accordance with CBC Section 1705.3.		
7. For specialty elements, perform additional inspections as determined by the registered design professional in responsible charge.		
8. Continuous special inspection shall be performed during installation of helical pile foundations.		
Cast-In Place Foundations – CBC 1705.8		
1. Observe drilling operations and maintain complete and accurate records for each element.		
2. Verify placement locations and plumbness, confirm element diameters, bell diameters (if applicable), lengths, embedment into bedrock (if applicable) and adequate end-bearing strata capacity. Record concrete or grout volumes.		
3. For concrete elements, perform additional inspections in accordance with Section CBC 1705.3.		
Wind Resistance – CBC 1705.11		
1. Structural wood:		
a. Field gluing operations of elements of the main windforce-resisting system.		
b. Nailing, bolting, anchoring, and other fastening of elements of the min windforce-resisting system, including wood shear walls, wood diaphragms, drag struts, braces, and hold-downs.		
2. Cold-formed steel light-frame construction:		
a. Welding operations of elements of the main windforce-resisting system.		
b. Screw attachment, bolting, anchoring, and other fastening of elements of the main windforce-resisting system, including shear walls, braces, diaphragms, collectors (drag struts), and hold-downs.		
3. Wind-resisting components:		
a. Roof covering, roof deck, and roof framing connections.		
b. Exterior wall covering and wall connections to roof and floor diaphragms and framing.		
Seismic Resistance – CBC 1705.12		
1. Structural steel per CBC 1705.12.1:		
a. Seismic force-resisting systems inspected according to AISC 341.		

Required Special Inspections and Tests	Check if Required	
	C	P
b. Structural steel elements other than those covered in (a) including struts, collectors, chords, and foundation elements inspected according to AISC 341.		
2. Structural wood per CBC 1705.12.2:		
a. Field gluing operations of elements of the seismic force-resisting system.		
b. Nailing, bolting, anchoring, and other fastening of elements of the seismic force-resisting system, including wood shear walls, wood diaphragms, drag struts, braces, shear panels, and hold-downs.		
3. Cold-formed steel light-frame construction per CBC 1705.12.3:		
a. Welding operations of elements of the seismic force-resisting system.		
b. Screw attachment. Bolting, anchoring, and other fastening of elements of the seismic force-resisting system, including shear walls, braces, diaphragms, collectors (drag struts), and hold-downs.		
4. Designated seismic systems per CBC 1705.12.4: Verify the label, anchorage, and mounting conform to the certificate of compliance.		
5. Architectural components per CBC Section 1705.12.5.		
6. Plumbing, mechanical, and electrical components per CBC Section 1705.12.6.		
a. Anchorage of electrical equipment for emergency and standby power systems.		
b. Installation and anchorage of piping systems designed to carry hazardous materials and their associated mechanical units.		
c. Installation and anchorage of ductwork designed to carry hazardous materials.		
d. Installation and anchorage of vibration isolation systems where the approved construction documents require nominal clearance of ¼ inch or less between the equipment support and restraint.		
e. Installation of mechanical and electrical equipment, including duct work, piping systems and their structural supports, where automatic fire sprinkler systems are installed.		
7. Storage racks that are 8 feet or greater in height per CBC Section 1705.12.7.		
8. Seismic isolation systems per CBC Section 1705.12.8.		
9. Cold-formed steel special bolted moment frames per CBC Section 1705.12.9.		
Testing for Seismic Resistance – CBC 1705.13		
1. Structural steel per CBC 1705.13.1:		
c. NDT of structural steel in the seismic force-resisting systems according to AISC 341.		
d. NDT of structural steel elements other than those covered in (a) including struts, collectors, chords, and foundation elements according to AISC 341.		
2. Nonstructural components per CBC 1705.13.2: Registered design professional shall specify the requirements to be met by analysis, testing, or experience data. Certificates of compliance documenting the requirements shall be submitted to the building official.		
3. Designated seismic systems per CBC 1705.13.3: Registered design professional shall specify the requirements to be met by analysis, testing, or experience data. Certificates of compliance documenting the requirements shall be submitted to the building official.		
4. Seismic isolation systems per CBC Section 1705.12.8 shall be tested in accordance with Section 17.8 of ASCE 7.		
Sprayed Fire-Resistant Materials – CBC 1705.14		
1. The special inspections and tests shall include the following to demonstrate compliance with the listing and the fire-resistance rating:		
a. Inspect substrates for accordance with the approved fire-resistance design.		
b. Approved manufacturer’s written instructions.		
c. Verify minimum ambient temperature before and after application.		
d. Verify ventilation of area during and after application.		
e. Measure average thickness per ASTM E605 and Section 1705.14.4.		
f. Verify density of material for conformance with the approved fire-resistant design and ASTM E605 and Section 1705.14.5.		
g. Test cohesive/adhesive bond strength per ASTM E736 and Section 1705.14.6.		
h. Inspect condition of finished application.		
Mastic and Intumescent Fire-Resistant Coatings – CBC 1705.15		
1. Inspect mastic and intumescent fire-resistant coatings per CBC 1705.15 and AWCI 12-B.		
Exterior Insulation and Finish Systems (EIFS) – CBC 1705.16		

Required Special Inspections and Tests	Check if Required	
	C	P
1. Inspect EIFS per CBC 1705.16 and ASTM E250.		
Fire-Resistant Penetrations and Joints – CBC 1705.17		
1. Fire-resistant penetrations and joints in high-rise or risk category III or IV buildings per CBC Section 1705.17.		
2. Penetration firestop systems and/or fire-resistant joint systems per CBC Sections 1705.17.1 & 1705.17.2.		
Smoke Control Systems – CBC 1705.18		
1. Smoke control systems per CBC Section 1705.18.		
Shotcrete – CBC 1705.19		
1. Shotcrete work per CBC 1705.19:		
a. Check materials.		
b. Placing equipment.		
c. Details of construction and construction procedure.		
d. Preconstruction and strength tests of shotcrete per CBC Sections 1908.5 and 1908.10.		
2. Visual examination for structural soundness of in-place shotcrete per CBC Sections 1905.19.1.		
Sealing of Mass Timber – CBC 1705.20		
1. Inspection of sealants or adhesives where sealant or adhesive required per CBC Section 703.9 is applied to mass timber building elements as designated in approved construction documents.		

<p>Seismic/Wind Requirements (CBC Section 1705.11-13)</p> <p>Description of wind resistance and seismic-force-resisting system subject to special inspections as per CBC Section 1705.11-13. Describe the seismic resisting system in the longitudinal and transverse directions.</p>
--

<p>Special Instructions and/or Structural Observation Required (CBC Section 1704.6)</p>
--



SPECIAL INSPECTION & TESTING AGREEMENT



COMMUNITY DEVELOPMENT DEPARTMENT • 345 N EL DORADO STREET • STOCKTON, CA 95202 • (209) 937-8561
www.stocktonca.gov/buildinginspection

Prior to issuance of a permit, this form must be completed and approved by the Building Department for projects requiring special inspection in accordance with Chapter 17 of the California Building Code (CBC). Before permit issuance, all parties must sign this agreement. Please note that failure to comply with special inspection requirements could result in added costs and/or delays in the project.

SHADE SHELTER

Part I – Statement of Special Inspection

Project Name: _____ Date: _____

Project Address: _____ Permit Number: **BP** _____

City Approved Testing/Inspection Agencies

Agency 1: _____ Phone Number: _____

Email: _____

Agency 2: _____ Phone Number: _____

Email: _____

Part II – Special Inspection and Testing Agreement

Before a permit can be issued: When special inspection is required by CBC Section 1705, the registered design professional shall prepare an inspection program, which shall be submitted, to the Building Official for approval prior to issuance of the building permit. A pre-construction conference with the parties involved may be required to review the special inspection requirements and procedures.

Approval of special inspectors: The special inspection firm(s) named above have been authorized to perform the special inspection and testing services designated in this agreement, and in accordance with the CBC requirements, and to report all activities to the Building Official, and other parties as listed. It is understood that special inspections are required in addition to the normal inspections performed by the Building Inspector. The special inspector shall be employed by the owner (other than owner – builder/developer), the registered design professional, or an agent of the owner, BUT NOT the contractor, or any other person responsible for the work (such as an owner-builder/developer). Special inspectors may have no financial interest in projects for which they provide special inspection. Special inspectors shall be approved by the building department prior to performing any duties. Special inspectors shall submit their qualifications and are subject to personal interviews for prequalification. Special inspectors shall display approved identification, as stipulated by the Building Official when performing the function of special inspector. Only the City approved special inspection agency of record shall sample, transport and test material. Special inspection and testing shall meet the minimum requirements of the CBC Section 1701. The following conditions are also applicable:

A. Duties and Responsibilities of the Special Inspector:

1. Observe work – The special inspector shall observe the work for conformance with the building department **approved (stamped)** designs drawings and specifications and applicable workmanship provisions of the California Building Code. Architect/Engineer-reviewed shop drawings may be used only as an aid to inspection. Special inspections are to be performed on a continuous basis, meaning that the special inspector is on site in the general area at all times observing the work requiring special inspection. Periodic inspections, if any, must have prior approval based on a separate written plan reviewed and approved by the building department and the architect or engineer of record.

2. **Report nonconforming items** – The special inspector shall bring nonconforming items to the immediate attention of the contractor and note all such items in the daily report. If any items are not resolved in a timely manner or are about to be incorporated in the work, the special inspector shall immediately notify the building department by telephone or in person, notify the engineer or architect, and post a discrepancy notice.
3. **Furnish daily and weekly reports** – Each special inspector shall complete and sign both the special inspection record and the daily report form for each day's inspections to remain at the jobsite with the contractor for review by the building inspector. The reports shall include description of daily inspections and tests made with applicable locations, listing of all nonconforming items, report on how nonconforming items were resolved or unresolved as applicable, and itemized changes authorized by the architect, engineer and Building Official if not included in nonconformance items. **The daily and weekly reports shall be emailed on a daily and weekly basis to the Building Official (Sreports@stocktonca.gov). Each email subject line shall have the following naming format: Permit Number – Address – Date**
4. **Furnish final report** – The special inspector or inspection agency shall submit a final wet stamped and signed report to the Building Official stating that all items requiring special inspection and testing were fulfilled and reported and, to the best of his or her knowledge, in conformance with the approved design drawings, specifications, approved change orders and the applicable workmanship provisions of the CBC. Items not in conformance, unresolved items or any discrepancies in inspection coverage shall be specifically itemized on an addendum to this report. **The final report shall be emailed prior to scheduling final building inspection to the Building Official (Sreports@stocktonca.gov) Each email subject line shall have the following naming format: Permit Number – Address – Date**

B. Contractor Responsibilities:

1. Notify the special inspector – The contractor is responsible for notifying the special inspector regarding individual inspections for items listed on the attached schedule and as noted on the building department approved plans.
2. Notify the Building Department – The contractor is responsible for notifying the City's Building Department. **City approval is required prior to proceeding.** General contractor shall notify the Building Department at (209) 937-8561 at least 24 hours in advance for each day special inspection will be conducted listed on the attached schedule and as noted on the Building Department approved plans.
3. Provide access to approved plans and retain special inspection records.

C. Owner Responsibilities: The project owner or the engineer or architect of record acting as the owner's agent is responsible for funding special inspection services (ref. CBC Sec. 1701).

D. Designer Responsibilities:

1. Complete the Special Inspection & Testing Schedule – The engineer or architect of record shall specify special inspection required in the construction documents and list these items on the Special Inspection & Testing Schedule on the plans.
2. Respond to field discrepancies – The engineer or architect of record shall respond to uncorrected field deficiencies in design, material, or workmanship observed by the special inspector.
3. Submit design changes – The engineer or architect of record is responsible for any design changes, in addition to acknowledgment and approval of shop drawings which may detail structural information, and for submission of such changes to the Building Official for approval.

E. Building Department Responsibilities:

1. Approve special inspection – The building department shall approve all special inspectors and special inspection requirements.
2. Enforce special inspection – Work requiring special inspection and the performance of special inspection shall be monitored by the building inspector. **Building Department approval must be obtained prior to placement of concrete, covering of structural steel, or other similar activities in addition to that of the special inspector.**
3. Issue Certificate of Occupancy – The Building Official may issue a Temporary Certificate of Occupancy or a Certificate of Final Completion and Occupancy after all special inspection reports and the final compliance report have been submitted and accepted.

Acknowledgements

The undersigned hereby affirm, under penalty of law that the special inspection program is in accordance with the requirements of the CBC and the City of Stockton. The undersigned has used all reasonable diligence in completing this form and to the best of his/her knowledge the information contained herein is true and complete. The undersigned hereby certifies under the penalty of perjury under the laws of the State of California that the foregoing is true and correct.

I have read and agree to comply with the terms and conditions of this agreement:

Registered Design Professional in Responsible Charge:

Name:		License Number:
Phone Number:	Email Address:	
Signature: <i>Muhammad King</i>		Date:

Owner's Authorization:

Name:		
Phone Number:	Email Address:	
Signature: <i>Tom Brown</i>		Date:

General Contractor:

Name:		License Number:
Phone Number:	Email Address:	
Signature:		Date:

Special Inspection/Testing Agency Engineer:

Name:		License Number:
Phone Number:	Email Address:	
Signature:		Date:

Building Department's Acceptance:

Name:		Title:
Signature:		Date:

Part III – Special Inspection and Testing Schedule

The schedule below shall be completed by the Engineer-of-Record for the project. The inspections listed are in accordance with Chapter 17 of the California Building Code, refer to Chapter 17 for more detailed requirements. Refer to the **City Approved** drawings and/or project specifications for additional inspections, tests, or requirements.

Indicate in the table below which inspections are required for this project. Check the appropriate box to denote either continuous (C) or periodic (P) inspection required.

Required Special Inspections and Tests	Check if Required	
	C	P
Steel Construction – CBC 1705.2		
1. Material verification of high-strength bolts, nuts, and washers.		
a. Identification markings to conform to ASTM standards specified in the approved construction documents.		
b. Manufacturer's certificate of compliance required.		
2. Inspection of high-strength bolting:		
a. Snug-tight joints.		
b. Pretensioned and slip-critical joints using turn-of-nut with matchmarking, twist-off bolt or direct tension indicator methods of installation.		
c. Pretensioned and slip-critical joints using turn-of-nut without matchmarking or calibrated wrench methods of installation.		
3. Material verification of cold-formed steel deck:		
a. For structural steel, identification markings to conform to AISC		
b. For other steel, identification markings to conform to ASTM standards specified in the approved construction documents.		
c. Manufacturer's certified test reports.		
4. Inspection of welding (shop or field):		
a. Structural steel and cold-formed steel deck:		
1) Complete and partial joint penetration groove welds.		
2) Multipass fillet welds.		
3) Single-pass fillet welds > 5/16"		
4) Plug and slot welds.		
5) Single-pass fillet welds ≤ 5/16"		
6) Floor and roof deck welds.		
b. Reinforcing steel:		
1) Verification of weldability of reinforcing steel other than ASTM A 706.		
2) Reinforcing steel resisting flexural and axial forces in intermediate and special moment frames, and boundary elements of special structural walls of concrete and shear reinforcement.		
3) Shear reinforcement.		
4) Other reinforcing steel.		
5. Inspection of steel frame joint details for compliance with approved construction documents:		
a. Details such as bracing and stiffening.		
b. Member Locations.		
c. Application of joint details at each location.		
6. Installation of open-web steel joists and joist girders.		
a. End connections – welding or bolted.		
b. Bridging – horizontal or diagonal.		
1) Standard bridging.		
2) Bridging that differs from the SJL specifications listed in Section 2207.1		
7. Cold-formed steel trusses spanning 60 feet or greater, temporary and permanent bracing per approved truss package.		
Concrete Construction – CBC 1705.3		
1. Inspect reinforcement, including prestressing tendons, and verify placement.		
2. Reinforcing bar welding:		
a. Verify weldability of reinforcing bars other than ASTM A706;		
b. Inspect single-pass fillet welds, maximum 5/16"; and		

Required Special Inspections and Tests	Check if Required	
	C	P
c. Inspect all other welds.		
3. Inspection of anchors cast-in concrete.		
4. Inspection of anchors post-installed in hardened concrete members.		
a. Adhesive anchors installed in horizontally or upwardly inclined orientations to resist sustained tension loads.		
b. All other mechanical anchors and adhesive anchors.		
5. Verifying use of required design mix.		
6. Prior to concrete placement, fabricate specimens for strength tests, perform slump and air content tests, and determine the temperature of the concrete.		
7. Inspection of concrete and shotcrete placement for proper application techniques.		
8. Inspection for maintenance of specified curing temperature and techniques.		
9. Inspection of prestressed concrete.		
a. Application of prestressing forces.		
b. Grouting of bonded prestressing tendons in the seismic-force-resisting system.		
10. Erection of precast concrete members.		
11. Verification of in-situ concrete strength, prior to stressing of tendons in posttensioned concrete and prior to removal of shores and forms from beams and structural slabs.		
12. Inspect formwork for shape, location and dimensions of the concrete member being formed.		
Masonry Construction – CBC 1705.4		
1. Special inspection and tests in accordance with the quality assurance program requirements of TMS 402 and TMS 602.		
2. Empirically designed masonry, glass unit masonry and masonry veneer in Risk Category IV.		
3. Vertical masonry foundation elements.		
4. Indicate masonry construction quality assurance level (1 or 2 or 3)		

TABLE 5.19 Modified TMS 602 Tables 3 and 4, Level 2 Quality Assurance

Minimum Verification				
Verification	Required ¹			Reference for Criteria TMS 602
	Level 1	Level 2	Level 3	
1. Prior to construction:				
a. Verification of compliance of submittals.	NR	R	R	Art. 1.5
b. Verification of f'_m and f'_{AAC} , except where specifically exempted by the code.	NR	R	R	Art. 1.4 B
2. During construction:				
a. Verification of slump flow and Visual Stability Index (VSI) when self-consolidating grout is delivered to the project site.	NR	R	R	Art. 1.5 & 1.6.3
b. Verification of f'_m and f'_{AAC} for every 5,000 sq. ft.	NR	NR	R	Art. 1.4 B
c. Verification of proportions of materials as delivered to the project site for premixed or preblended mortar, prestressing grout and grout other than self-consolidating grout.	NR	NR	R	Art. 1.4 B

Required Special Inspections and Tests						Check if Required	
						C	P
Minimum Special Inspection							
Inspection Task	Frequency ²			Reference for Criteria			
	Level 1	Level 2	Level 3	TMS 402	TMS 602		
1. As masonry construction begins, verify that the following are in compliance:							
a. Proportions of site-prepared mortar	NR	P	P			Art. 2.1, 2.6 A, 2.6 C	
b. Grade and size of prestressing tendons and anchorages	NR	P	P			Art. 2.4 B, 2.4 H	
c. Grade, type and size of reinforcement, connectors, anchor bolts, and prestressing tendons and anchorages	NR	P	P			Art. 3.4, 3.6 A	
d. Prestressing technique	NR	P	P			Art. 3.6 B	
e. Properties of thin-bed mortar for AAC masonry	NR	C ³ /P ⁴	C			Art. 2.1 C	
f. Sample panel construction	NR	P	C			Art. 1.6 D	
2. Prior to grouting, verify that the following are in compliance:							
a. Grout space	NR	P	C			Art. 3.2 D, 3.2 F	
b. Placement of prestressing tendons and anchorages	NR	P	P	Sec. 10.8, 10.9		Art. 2.4, 3.6	
c. Placement of reinforcement, connectors and anchor bolts	NR	P	C	Sec. 6.1, 6.3.1, 6.3.6, 6.3.7		Art. 3.2 E, 3.4	
d. Proportions of site-prepared grout and prestressing grout for bonded tendons	NR	P	P			Art. 2.6 B, 2.4 G, 1.b	
3. Verify during construction:							
a. Materials and procedures with the approved submittals	NR	P	P			Art. 1.5	
b. Placement of masonry units and mortar joint construction	NR	P	P			Art. 3.3 B	
c. Size and location of structural members	NR	P	P			Art. 3.3 F	
d. Type, size and location of anchors, including other details of anchorage of masonry to structural members, frames or other construction	NR	P	C	Sec. 1.2.1(e), 6.2.1, 6.3.1			
e. Welding of reinforcement	NR	C	C	Sec. 6.1.6.1.2			
f. Preparation, construction and protection of masonry during cold weather (temperature below 40°F) or hot weather (temperature above 90°F)	NR	P	P			Art. 1.8 C, 1.8 D	
g. Application and measurement of prestressing force	NR	C	C			Art. 3.6 B	
h. Placement of grout and prestressing grout for bonded tendons is in compliance	NR	C	C			Art. 3.5, 3.6 C	
i. Placement of AAC masonry units and construction of thin-bed mortar joints	NR	C ³ /P ⁴	C			Art. 3.3 B.9, 3.3 F.1.b	
4. Observe preparation of grout specimens, mortar specimens and/or prisms	NR	P	C			Art. 1.4 B.2.a.3, 1.4 B.2.b.3, 1.4 B.2.c.3, 1.4 B.3, 1.4 B.4	
1. R = Required, NR = Not Required 2. Frequency refers to the frequency of inspection, which may be continuous or periodic during the listed task, as defined in the table. NR = Not Required P = Periodic C = Continuous 3. Required for the first 5,000 square feet of AAC masonry. 4. Required after the first 5,000 square feet of AAC masonry.							

Required Special Inspections and Tests	Check if Required	
	C	P
Wood Construction – CBC 1705.5		
1. High-load diaphragms.		
2. Metal-plate-connected wood trusses: Wood truss clear span of 60 feet or greater, bracing per approved truss package.		
3. Manufactured trusses and assemblies.		
4. Structural glued laminated timber.		
5. Manufactured open web trusses.		
6. Timber connectors.		
7. Mass timber construction.		
Soils – CBC 1705.6		
1. Verify materials below shallow foundations are adequate to achieve the design bearing capacity.		
2. Verify excavations are extended to proper depth and have reached proper material.		
3. Perform classification and testing of compacted fill materials.		
4. Verify use of proper materials, densities and lift thicknesses during placement and compaction of compacted fill.		
5. Prior to placement of compacted fill, observe subgrade and verify that site has been prepared properly.		
6. Soil fill.		
Driven Deep Foundations – CBC 1705.7		
1. Verify element materials, sizes and lengths comply with the requirements.		
2. Determine capacities of test elements and conduct additional load tests, as required.		
3. Observe driving operations and maintain complete and accurate records for each element.		
4. Verify placement locations and plumbness, confirm type and size of hammer, record number of blows per foot of penetration, determine required penetrations to achieve design capacity, record tip and butt elevations and document any damage to foundation element.		
5. For steel elements, perform additional inspections in accordance with CBC Section 1705.2.		
6. For concrete elements and concrete-filled elements, perform additional inspections in accordance with CBC Section 1705.3.		
7. For specialty elements, perform additional inspections as determined by the registered design professional in responsible charge.		
8. Continuous special inspection shall be performed during installation of helical pile foundations.		
Cast-In Place Foundations – CBC 1705.8		
1. Observe drilling operations and maintain complete and accurate records for each element.		
2. Verify placement locations and plumbness, confirm element diameters, bell diameters (if applicable), lengths, embedment into bedrock (if applicable) and adequate end-bearing strata capacity. Record concrete or grout volumes.		
3. For concrete elements, perform additional inspections in accordance with Section CBC 1705.3.		
Wind Resistance – CBC 1705.11		
1. Structural wood:		
a. Field gluing operations of elements of the main windforce-resisting system.		
b. Nailing, bolting, anchoring, and other fastening of elements of the min windforce-resisting system, including wood shear walls, wood diaphragms, drag struts, braces, and hold-downs.		
2. Cold-formed steel light-frame construction:		
a. Welding operations of elements of the main windforce-resisting system.		
b. Screw attachment, bolting, anchoring, and other fastening of elements of the main windforce-resisting system, including shear walls, braces, diaphragms, collectors (drag struts), and hold-downs.		
3. Wind-resisting components:		
a. Roof covering, roof deck, and roof framing connections.		
b. Exterior wall covering and wall connections to roof and floor diaphragms and framing.		
Seismic Resistance – CBC 1705.12		
1. Structural steel per CBC 1705.12.1:		
a. Seismic force-resisting systems inspected according to AISC 341.		

Required Special Inspections and Tests	Check if Required	
	C	P
b. Structural steel elements other than those covered in (a) including struts, collectors, chords, and foundation elements inspected according to AISC 341.		
2. Structural wood per CBC 1705.12.2:		
a. Field gluing operations of elements of the seismic force-resisting system.		
b. Nailing, bolting, anchoring, and other fastening of elements of the seismic force-resisting system, including wood shear walls, wood diaphragms, drag struts, braces, shear panels, and hold-downs.		
3. Cold-formed steel light-frame construction per CBC 1705.12.3:		
a. Welding operations of elements of the seismic force-resisting system.		
b. Screw attachment. Bolting, anchoring, and other fastening of elements of the seismic force-resisting system, including shear walls, braces, diaphragms, collectors (drag struts), and hold-downs.		
4. Designated seismic systems per CBC 1705.12.4: Verify the label, anchorage, and mounting conform to the certificate of compliance.		
5. Architectural components per CBC Section 1705.12.5.		
6. Plumbing, mechanical, and electrical components per CBC Section 1705.12.6.		
a. Anchorage of electrical equipment for emergency and standby power systems.		
b. Installation and anchorage of piping systems designed to carry hazardous materials and their associated mechanical units.		
c. Installation and anchorage of ductwork designed to carry hazardous materials.		
d. Installation and anchorage of vibration isolation systems where the approved construction documents require nominal clearance of ¼ inch or less between the equipment support and restraint.		
e. Installation of mechanical and electrical equipment, including duct work, piping systems and their structural supports, where automatic fire sprinkler systems are installed.		
7. Storage racks that are 8 feet or greater in height per CBC Section 1705.12.7.		
8. Seismic isolation systems per CBC Section 1705.12.8.		
9. Cold-formed steel special bolted moment frames per CBC Section 1705.12.9.		
Testing for Seismic Resistance – CBC 1705.13		
1. Structural steel per CBC 1705.13.1:		
c. NDT of structural steel in the seismic force-resisting systems according to AISC 341.		
d. NDT of structural steel elements other than those covered in (a) including struts, collectors, chords, and foundation elements according to AISC 341.		
2. Nonstructural components per CBC 1705.13.2: Registered design professional shall specify the requirements to be met by analysis, testing, or experience data. Certificates of compliance documenting the requirements shall be submitted to the building official.		
3. Designated seismic systems per CBC 1705.13.3: Registered design professional shall specify the requirements to be met by analysis, testing, or experience data. Certificates of compliance documenting the requirements shall be submitted to the building official.		
4. Seismic isolation systems per CBC Section 1705.12.8 shall be tested in accordance with Section 17.8 of ASCE 7.		
Sprayed Fire-Resistant Materials – CBC 1705.14		
1. The special inspections and tests shall include the following to demonstrate compliance with the listing and the fire-resistance rating:		
a. Inspect substrates for accordance with the approved fire-resistance design.		
b. Approved manufacturer’s written instructions.		
c. Verify minimum ambient temperature before and after application.		
d. Verify ventilation of area during and after application.		
e. Measure average thickness per ASTM E605 and Section 1705.14.4.		
f. Verify density of material for conformance with the approved fire-resistant design and ASTM E605 and Section 1705.14.5.		
g. Test cohesive/adhesive bond strength per ASTM E736 and Section 1705.14.6.		
h. Inspect condition of finished application.		
Mastic and Intumescent Fire-Resistant Coatings – CBC 1705.15		
1. Inspect mastic and intumescent fire-resistant coatings per CBC 1705.15 and AWCI 12-B.		
Exterior Insulation and Finish Systems (EIFS) – CBC 1705.16		

Required Special Inspections and Tests	Check if Required	
	C	P
1. Inspect EIFS per CBC 1705.16 and ASTM E250.		
Fire-Resistant Penetrations and Joints – CBC 1705.17		
1. Fire-resistant penetrations and joints in high-rise or risk category III or IV buildings per CBC Section 1705.17.		
2. Penetration firestop systems and/or fire-resistant joint systems per CBC Sections 1705.17.1 & 1705.17.2.		
Smoke Control Systems – CBC 1705.18		
1. Smoke control systems per CBC Section 1705.18.		
Shotcrete – CBC 1705.19		
1. Shotcrete work per CBC 1705.19:		
a. Check materials.		
b. Placing equipment.		
c. Details of construction and construction procedure.		
d. Preconstruction and strength tests of shotcrete per CBC Sections 1908.5 and 1908.10.		
2. Visual examination for structural soundness of in-place shotcrete per CBC Sections 1905.19.1.		
Sealing of Mass Timber – CBC 1705.20		
1. Inspection of sealants or adhesives where sealant or adhesive required per CBC Section 703.9 is applied to mass timber building elements as designated in approved construction documents.		

<p>Seismic/Wind Requirements (CBC Section 1705.11-13)</p> <p>Description of wind resistance and seismic-force-resisting system subject to special inspections as per CBC Section 1705.11-13. Describe the seismic resisting system in the longitudinal and transverse directions.</p>
--

<p>Special Instructions and/or Structural Observation Required (CBC Section 1704.6)</p>
--



SPECIAL INSPECTION & TESTING AGREEMENT



COMMUNITY DEVELOPMENT DEPARTMENT • 345 N EL DORADO STREET • STOCKTON, CA 95202 • (209) 937-8561
www.stocktonca.gov/buildinginspection

Prior to issuance of a permit, this form must be completed and approved by the Building Department for projects requiring special inspection in accordance with Chapter 17 of the California Building Code (CBC). Before permit issuance, all parties must sign this agreement. Please note that failure to comply with special inspection requirements could be result in added costs and/or delays in the project.

POOL BUILDING

Part I – Statement of Special Inspection

Project Name: _____ Date: _____

Project Address: _____ Permit Number: **BP** _____

City Approved Testing/Inspection Agencies

Agency 1: _____ Phone Number: _____

Email: _____

Agency 2: _____ Phone Number: _____

Email: _____

Part II – Special Inspection and Testing Agreement

Before a permit can be issued: When special inspection is required by CBC Section 1705, the registered design professional shall prepare an inspection program, which shall be submitted, to the Building Official for approval prior to issuance of the building permit. A pre-construction conference with the parties involved may be required to review the special inspection requirements and procedures.

Approval of special inspectors: The special inspection firm(s) named above have been authorized to perform the special inspection and testing services designated in this agreement, and in accordance with the CBC requirements, and to report all activities to the Building Official, and other parties as listed. It is understood that special inspections are required in addition to the normal inspections performed by the Building Inspector. The special inspector shall be employed by the owner (other than owner – builder/developer), the registered design professional, or an agent of the owner, BUT NOT the contractor, or any other person responsible for the work (such as an owner-builder/developer). Special inspectors may have no financial interest in projects for which they provide special inspection. Special inspectors shall be approved by the building department prior to performing any duties. Special inspectors shall submit their qualifications and are subject to personal interviews for prequalification. Special inspectors shall display approved identification, as stipulated by the Building Official when performing the function of special inspector. Only the City approved special inspection agency of record shall sample, transport and test material. Special inspection and testing shall meet the minimum requirements of the CBC Section 1701. The following conditions are also applicable:

A. Duties and Responsibilities of the Special Inspector:

1. Observe work – The special inspector shall observe the work for conformance with the building department **approved (stamped)** designs drawings and specifications and applicable workmanship provisions of the California Building Code. Architect/Engineer-reviewed shop drawings may be used only as an aid to inspection. Special inspections are to be performed on a continuous basis, meaning that the special inspector is on site in the general area at all times observing the work requiring special inspection. Periodic inspections, if any, must have prior approval based on a separate written plan reviewed and approved by the building department and the architect or engineer of record.

2. **Report nonconforming items** – The special inspector shall bring nonconforming items to the immediate attention of the contractor and note all such items in the daily report. If any items are not resolved in a timely manner or are about to be incorporated in the work, the special inspector shall immediately notify the building department by telephone or in person, notify the engineer or architect, and post a discrepancy notice.
3. **Furnish daily and weekly reports** – Each special inspector shall complete and sign both the special inspection record and the daily report form for each day's inspections to remain at the jobsite with the contractor for review by the building inspector. The reports shall include description of daily inspections and tests made with applicable locations, listing of all nonconforming items, report on how nonconforming items were resolved or unresolved as applicable, and itemized changes authorized by the architect, engineer and Building Official if not included in nonconformance items. **The daily and weekly reports shall be emailed on a daily and weekly basis to the Building Official (Sreports@stocktonca.gov). Each email subject line shall have the following naming format: Permit Number – Address – Date**
4. **Furnish final report** – The special inspector or inspection agency shall submit a final wet stamped and signed report to the Building Official stating that all items requiring special inspection and testing were fulfilled and reported and, to the best of his or her knowledge, in conformance with the approved design drawings, specifications, approved change orders and the applicable workmanship provisions of the CBC. Items not in conformance, unresolved items or any discrepancies in inspection coverage shall be specifically itemized on an addendum to this report. **The final report shall be emailed prior to scheduling final building inspection to the Building Official (Sreports@stocktonca.gov) Each email subject line shall have the following naming format: Permit Number – Address – Date**

B. Contractor Responsibilities:

1. Notify the special inspector – The contractor is responsible for notifying the special inspector regarding individual inspections for items listed on the attached schedule and as noted on the building department approved plans.
2. Notify the Building Department – The contractor is responsible for notifying the City's Building Department. **City approval is required prior to proceeding.** General contractor shall notify the Building Department at (209) 937-8561 at least 24 hours in advance for each day special inspection will be conducted listed on the attached schedule and as noted on the Building Department approved plans.
3. Provide access to approved plans and retain special inspection records.

C. Owner Responsibilities: The project owner or the engineer or architect of record acting as the owner's agent is responsible for funding special inspection services (ref. CBC Sec. 1701).

D. Designer Responsibilities:

1. Complete the Special Inspection & Testing Schedule – The engineer or architect of record shall specify special inspection required in the construction documents and list these items on the Special Inspection & Testing Schedule on the plans.
2. Respond to field discrepancies – The engineer or architect of record shall respond to uncorrected field deficiencies in design, material, or workmanship observed by the special inspector.
3. Submit design changes – The engineer or architect of record is responsible for any design changes, in addition to acknowledgment and approval of shop drawings which may detail structural information, and for submission of such changes to the Building Official for approval.

E. Building Department Responsibilities:


1. Approve special inspection – The building department shall approve all special inspectors and special inspection requirements.
2. Enforce special inspection – Work requiring special inspection and the performance of special inspection shall be monitored by the building inspector. **Building Department approval must be obtained prior to placement of concrete, covering of structural steel, or other similar activities in addition to that of the special inspector.**
3. Issue Certificate of Occupancy – The Building Official may issue a Temporary Certificate of Occupancy or a Certificate of Final Completion and Occupancy after all special inspection reports and the final compliance report have been submitted and accepted.

Acknowledgements


The undersigned hereby affirm, under penalty of law that the special inspection program is in accordance with the requirements of the CBC and the City of Stockton. The undersigned has used all reasonable diligence in completing this form and to the best of his/her knowledge the information contained herein is true and complete. The undersigned hereby certifies under the penalty of perjury under the laws of the State of California that the foregoing is true and correct.

I have read and agree to comply with the terms and conditions of this agreement:

Registered Design Professional in Responsible Charge:

Name:		License Number:
Phone Number:	Email Address:	
Signature: 		Date:

Owner's Authorization:

Name:		
Phone Number:	Email Address:	
Signature: 		Date:

General Contractor:

Name:		License Number:
Phone Number:	Email Address:	
Signature:		Date:

Special Inspection/Testing Agency Engineer:

Name:		License Number:
Phone Number:	Email Address:	
Signature:		Date:

Building Department's Acceptance:

Name:		Title:
Signature:		Date:

Part III – Special Inspection and Testing Schedule

The schedule below shall be completed by the Engineer-of-Record for the project. The inspections listed are in accordance with Chapter 17 of the California Building Code, refer to Chapter 17 for more detailed requirements. Refer to the **City Approved** drawings and/or project specifications for additional inspections, tests, or requirements.

Indicate in the table below which inspections are required for this project. Check the appropriate box to denote either continuous (C) or periodic (P) inspection required.

Required Special Inspections and Tests	Check if Required	
	C	P
Steel Construction – CBC 1705.2		
1. Material verification of high-strength bolts, nuts, and washers.		
a. Identification markings to conform to ASTM standards specified in the approved construction documents.		
b. Manufacturer's certificate of compliance required.		
2. Inspection of high-strength bolting:		
a. Snug-tight joints.		
b. Pretensioned and slip-critical joints using turn-of-nut with matchmarking, twist-off bolt or direct tension indicator methods of installation.		
c. Pretensioned and slip-critical joints using turn-of-nut without matchmarking or calibrated wrench methods of installation.		
3. Material verification of cold-formed steel deck:		
a. For structural steel, identification markings to conform to AISC		
b. For other steel, identification markings to conform to ASTM standards specified in the approved construction documents.		
c. Manufacturer's certified test reports.		
4. Inspection of welding (shop or field):		
a. Structural steel and cold-formed steel deck:		
1) Complete and partial joint penetration groove welds.		
2) Multipass fillet welds.		
3) Single-pass fillet welds > 5/16"		
4) Plug and slot welds.		
5) Single-pass fillet welds ≤ 5/16"		
6) Floor and roof deck welds.		
b. Reinforcing steel:		
1) Verification of weldability of reinforcing steel other than ASTM A 706.		
2) Reinforcing steel resisting flexural and axial forces in intermediate and special moment frames, and boundary elements of special structural walls of concrete and shear reinforcement.		
3) Shear reinforcement.		
4) Other reinforcing steel.		
5. Inspection of steel frame joint details for compliance with approved construction documents:		
a. Details such as bracing and stiffening.		
b. Member Locations.		
c. Application of joint details at each location.		
6. Installation of open-web steel joists and joist girders.		
a. End connections – welding or bolted.		
b. Bridging – horizontal or diagonal.		
1) Standard bridging.		
2) Bridging that differs from the SJI specifications listed in Section 2207.1		
7. Cold-formed steel trusses spanning 60 feet or greater, temporary and permanent bracing per approved truss package.		
Concrete Construction – CBC 1705.3		
1. Inspect reinforcement, including prestressing tendons, and verify placement.		
2. Reinforcing bar welding:		
a. Verify weldability of reinforcing bars other than ASTM A706;		
b. Inspect single-pass fillet welds, maximum 5/16"; and		

Required Special Inspections and Tests	Check if Required	
	C	P
c. Inspect all other welds.		
3. Inspection of anchors cast-in concrete.		
4. Inspection of anchors post-installed in hardened concrete members.		
a. Adhesive anchors installed in horizontally or upwardly inclined orientations to resist sustained tension loads.		
b. All other mechanical anchors and adhesive anchors.		
5. Verifying use of required design mix.		
6. Prior to concrete placement, fabricate specimens for strength tests, perform slump and air content tests, and determine the temperature of the concrete.		
7. Inspection of concrete and shotcrete placement for proper application techniques.		
8. Inspection for maintenance of specified curing temperature and techniques.		
9. Inspection of prestressed concrete.		
a. Application of prestressing forces.		
b. Grouting of bonded prestressing tendons in the seismic-force-resisting system.		
10. Erection of precast concrete members.		
11. Verification of in-situ concrete strength, prior to stressing of tendons in posttensioned concrete and prior to removal of shores and forms from beams and structural slabs.		
12. Inspect formwork for shape, location and dimensions of the concrete member being formed.		
Masonry Construction – CBC 1705.4		
1. Special inspection and tests in accordance with the quality assurance program requirements of TMS 402 and TMS 602.		
2. Empirically designed masonry, glass unit masonry and masonry veneer in Risk Category IV.		
3. Vertical masonry foundation elements.		
4. Indicate masonry construction quality assurance level (1 or 2 or 3)		

TABLE 5.19 Modified TMS 602 Tables 3 and 4, Level 2 Quality Assurance

Minimum Verification				
Verification	Required ¹			Reference for Criteria TMS 602
	Level 1	Level 2	Level 3	
1. Prior to construction:				
a. Verification of compliance of submittals.	NR	R	R	Art. 1.5
b. Verification of f'_m and f'_{AAC} , except where specifically exempted by the code.	NR	R	R	Art. 1.4 B
2. During construction:				
a. Verification of slump flow and Visual Stability Index (VSI) when self-consolidating grout is delivered to the project site.	NR	R	R	Art. 1.5 & 1.6.3
b. Verification of f'_m and f'_{AAC} for every 5,000 sq. ft.	NR	NR	R	Art. 1.4 B
c. Verification of proportions of materials as delivered to the project site for premixed or preblended mortar, prestressing grout and grout other than self-consolidating grout.	NR	NR	R	Art. 1.4 B

Required Special Inspections and Tests						Check if Required	
						C	P
Minimum Special Inspection							
Inspection Task	Frequency ²			Reference for Criteria			
	Level 1	Level 2	Level 3	TMS 402	TMS 602		
1. As masonry construction begins, verify that the following are in compliance:							
a. Proportions of site-prepared mortar	NR	P	P			Art. 2.1, 2.6 A, 2.6 C	
b. Grade and size of prestressing tendons and anchorages	NR	P	P			Art. 2.4 B, 2.4 H	
c. Grade, type and size of reinforcement, connectors, anchor bolts, and prestressing tendons and anchorages	NR	P	P			Art. 3.4, 3.6 A	
d. Prestressing technique	NR	P	P			Art. 3.6 B	
e. Properties of thin-bed mortar for AAC masonry	NR	C ³ /P ⁴	C			Art. 2.1 C	
f. Sample panel construction	NR	P	C			Art. 1.6 D	
2. Prior to grouting, verify that the following are in compliance:							
a. Grout space	NR	P	C			Art. 3.2 D, 3.2 F	
b. Placement of prestressing tendons and anchorages	NR	P	P	Sec. 10.8, 10.9		Art. 2.4, 3.6	
c. Placement of reinforcement, connectors and anchor bolts	NR	P	C	Sec. 6.1, 6.3.1, 6.3.6, 6.3.7		Art. 3.2 E, 3.4	
d. Proportions of site-prepared grout and prestressing grout for bonded tendons	NR	P	P			Art. 2.6 B, 2.4 G, 1.b	
3. Verify during construction:							
a. Materials and procedures with the approved submittals	NR	P	P			Art. 1.5	
b. Placement of masonry units and mortar joint construction	NR	P	P			Art. 3.3 B	
c. Size and location of structural members	NR	P	P			Art. 3.3 F	
d. Type, size and location of anchors, including other details of anchorage of masonry to structural members, frames or other construction	NR	P	C	Sec. 1.2.1(e), 6.2.1, 6.3.1			
e. Welding of reinforcement	NR	C	C	Sec. 6.1.6.1.2			
f. Preparation, construction and protection of masonry during cold weather (temperature below 40°F) or hot weather (temperature above 90°F)	NR	P	P			Art. 1.8 C, 1.8 D	
g. Application and measurement of prestressing force	NR	C	C			Art. 3.6 B	
h. Placement of grout and prestressing grout for bonded tendons is in compliance	NR	C	C			Art. 3.5, 3.6 C	
i. Placement of AAC masonry units and construction of thin-bed mortar joints	NR	C ³ /P ⁴	C			Art. 3.3 B.9, 3.3 F.1.b	
4. Observe preparation of grout specimens, mortar specimens and/or prisms	NR	P	C			Art. 1.4 B.2.a.3, 1.4 B.2.b.3, 1.4 B.2.c.3, 1.4 B.3, 1.4 B.4	
1. R = Required, NR = Not Required 2. Frequency refers to the frequency of inspection, which may be continuous or periodic during the listed task, as defined in the table. NR = Not Required P = Periodic C = Continuous 3. Required for the first 5,000 square feet of AAC masonry. 4. Required after the first 5,000 square feet of AAC masonry.							

Required Special Inspections and Tests	Check if Required	
	C	P
Wood Construction – CBC 1705.5		
1. High-load diaphragms.		
2. Metal-plate-connected wood trusses: Wood truss clear span of 60 feet or greater, bracing per approved truss package.		
3. Manufactured trusses and assemblies.		
4. Structural glued laminated timber.		
5. Manufactured open web trusses.		
6. Timber connectors.		
7. Mass timber construction.		
Soils – CBC 1705.6		
1. Verify materials below shallow foundations are adequate to achieve the design bearing capacity.		
2. Verify excavations are extended to proper depth and have reached proper material.		
3. Perform classification and testing of compacted fill materials.		
4. Verify use of proper materials, densities and lift thicknesses during placement and compaction of compacted fill.		
5. Prior to placement of compacted fill, observe subgrade and verify that site has been prepared properly.		
6. Soil fill.		
Driven Deep Foundations – CBC 1705.7		
1. Verify element materials, sizes and lengths comply with the requirements.		
2. Determine capacities of test elements and conduct additional load tests, as required.		
3. Observe driving operations and maintain complete and accurate records for each element.		
4. Verify placement locations and plumbness, confirm type and size of hammer, record number of blows per foot of penetration, determine required penetrations to achieve design capacity, record tip and butt elevations and document any damage to foundation element.		
5. For steel elements, perform additional inspections in accordance with CBC Section 1705.2.		
6. For concrete elements and concrete-filled elements, perform additional inspections in accordance with CBC Section 1705.3.		
7. For specialty elements, perform additional inspections as determined by the registered design professional in responsible charge.		
8. Continuous special inspection shall be performed during installation of helical pile foundations.		
Cast-In Place Foundations – CBC 1705.8		
1. Observe drilling operations and maintain complete and accurate records for each element.		
2. Verify placement locations and plumbness, confirm element diameters, bell diameters (if applicable), lengths, embedment into bedrock (if applicable) and adequate end-bearing strata capacity. Record concrete or grout volumes.		
3. For concrete elements, perform additional inspections in accordance with Section CBC 1705.3.		
Wind Resistance – CBC 1705.11		
1. Structural wood:		
a. Field gluing operations of elements of the main windforce-resisting system.		
b. Nailing, bolting, anchoring, and other fastening of elements of the min windforce-resisting system, including wood shear walls, wood diaphragms, drag struts, braces, and hold-downs.		
2. Cold-formed steel light-frame construction:		
a. Welding operations of elements of the main windforce-resisting system.		
b. Screw attachment, bolting, anchoring, and other fastening of elements of the main windforce-resisting system, including shear walls, braces, diaphragms, collectors (drag struts), and hold-downs.		
3. Wind-resisting components:		
a. Roof covering, roof deck, and roof framing connections.		
b. Exterior wall covering and wall connections to roof and floor diaphragms and framing.		
Seismic Resistance – CBC 1705.12		
1. Structural steel per CBC 1705.12.1:		
a. Seismic force-resisting systems inspected according to AISC 341.		

Required Special Inspections and Tests	Check if Required	
	C	P
b. Structural steel elements other than those covered in (a) including struts, collectors, chords, and foundation elements inspected according to AISC 341.		
2. Structural wood per CBC 1705.12.2:		
a. Field gluing operations of elements of the seismic force-resisting system.		
b. Nailing, bolting, anchoring, and other fastening of elements of the seismic force-resisting system, including wood shear walls, wood diaphragms, drag struts, braces, shear panels, and hold-downs.		
3. Cold-formed steel light-frame construction per CBC 1705.12.3:		
a. Welding operations of elements of the seismic force-resisting system.		
b. Screw attachment. Bolting, anchoring, and other fastening of elements of the seismic force-resisting system, including shear walls, braces, diaphragms, collectors (drag struts), and hold-downs.		
4. Designated seismic systems per CBC 1705.12.4: Verify the label, anchorage, and mounting conform to the certificate of compliance.		
5. Architectural components per CBC Section 1705.12.5.		
6. Plumbing, mechanical, and electrical components per CBC Section 1705.12.6.		
a. Anchorage of electrical equipment for emergency and standby power systems.		
b. Installation and anchorage of piping systems designed to carry hazardous materials and their associated mechanical units.		
c. Installation and anchorage of ductwork designed to carry hazardous materials.		
d. Installation and anchorage of vibration isolation systems where the approved construction documents require nominal clearance of ¼ inch or less between the equipment support and restraint.		
e. Installation of mechanical and electrical equipment, including duct work, piping systems and their structural supports, where automatic fire sprinkler systems are installed.		
7. Storage racks that are 8 feet or greater in height per CBC Section 1705.12.7.		
8. Seismic isolation systems per CBC Section 1705.12.8.		
9. Cold-formed steel special bolted moment frames per CBC Section 1705.12.9.		
Testing for Seismic Resistance – CBC 1705.13		
1. Structural steel per CBC 1705.13.1:		
c. NDT of structural steel in the seismic force-resisting systems according to AISC 341.		
d. NDT of structural steel elements other than those covered in (a) including struts, collectors, chords, and foundation elements according to AISC 341.		
2. Nonstructural components per CBC 1705.13.2: Registered design professional shall specify the requirements to be met by analysis, testing, or experience data. Certificates of compliance documenting the requirements shall be submitted to the building official.		
3. Designated seismic systems per CBC 1705.13.3: Registered design professional shall specify the requirements to be met by analysis, testing, or experience data. Certificates of compliance documenting the requirements shall be submitted to the building official.		
4. Seismic isolation systems per CBC Section 1705.12.8 shall be tested in accordance with Section 17.8 of ASCE 7.		
Sprayed Fire-Resistant Materials – CBC 1705.14		
1. The special inspections and tests shall include the following to demonstrate compliance with the listing and the fire-resistance rating:		
a. Inspect substrates for accordance with the approved fire-resistance design.		
b. Approved manufacturer’s written instructions.		
c. Verify minimum ambient temperature before and after application.		
d. Verify ventilation of area during and after application.		
e. Measure average thickness per ASTM E605 and Section 1705.14.4.		
f. Verify density of material for conformance with the approved fire-resistant design and ASTM E605 and Section 1705.14.5.		
g. Test cohesive/adhesive bond strength per ASTM E736 and Section 1705.14.6.		
h. Inspect condition of finished application.		
Mastic and Intumescent Fire-Resistant Coatings – CBC 1705.15		
1. Inspect mastic and intumescent fire-resistant coatings per CBC 1705.15 and AWCI 12-B.		
Exterior Insulation and Finish Systems (EIFS) – CBC 1705.16		

Required Special Inspections and Tests	Check if Required	
	C	P
1. Inspect EIFS per CBC 1705.16 and ASTM E250.		
Fire-Resistant Penetrations and Joints – CBC 1705.17		
1. Fire-resistant penetrations and joints in high-rise or risk category III or IV buildings per CBC Section 1705.17.		
2. Penetration firestop systems and/or fire-resistant joint systems per CBC Sections 1705.17.1 & 1705.17.2.		
Smoke Control Systems – CBC 1705.18		
1. Smoke control systems per CBC Section 1705.18.		
Shotcrete – CBC 1705.19		
1. Shotcrete work per CBC 1705.19:		
a. Check materials.		
b. Placing equipment.		
c. Details of construction and construction procedure.		
d. Preconstruction and strength tests of shotcrete per CBC Sections 1908.5 and 1908.10.		
2. Visual examination for structural soundness of in-place shotcrete per CBC Sections 1905.19.1.		
Sealing of Mass Timber – CBC 1705.20		
1. Inspection of sealants or adhesives where sealant or adhesive required per CBC Section 703.9 is applied to mass timber building elements as designated in approved construction documents.		

<p>Seismic/Wind Requirements (CBC Section 1705.11-13)</p> <p>Description of wind resistance and seismic-force-resisting system subject to special inspections as per CBC Section 1705.11-13. Describe the seismic resisting system in the longitudinal and transverse directions.</p>
--

<p>Special Instructions and/or Structural Observation Required (CBC Section 1704.6)</p>
--



SPECIAL INSPECTION & TESTING AGREEMENT



COMMUNITY DEVELOPMENT DEPARTMENT • 345 N EL DORADO STREET • STOCKTON, CA 95202 • (209) 937-8561
www.stocktonca.gov/buildinginspection

Prior to issuance of a permit, this form must be completed and approved by the Building Department for projects requiring special inspection in accordance with Chapter 17 of the California Building Code (CBC). Before permit issuance, all parties must sign this agreement. Please note that failure to comply with special inspection requirements could be result in added costs and/or delays in the project.

POOL & POOL EQUIPMENT

Part I – Statement of Special Inspection

Project Name: Mckinley Park Renovation Project Date: 09/26/2022

Project Address: 2332 S El Dorado St, Stockton, CA Permit Number: BP

City Approved Testing/Inspection Agencies

Agency 1: City of Stockton- Public Works Dept Phone Number: 209-937-7390

Email: ivan.reynoso@stocktonca.gov

Agency 2: _____ Phone Number: _____

Email: _____

Part II – Special Inspection and Testing Agreement

Before a permit can be issued: When special inspection is required by CBC Section 1705, the registered design professional shall prepare an inspection program, which shall be submitted, to the Building Official for approval prior to issuance of the building permit. A pre-construction conference with the parties involved may be required to review the special inspection requirements and procedures.

Approval of special inspectors: The special inspection firm(s) named above have been authorized to perform the special inspection and testing services designated in this agreement, and in accordance with the CBC requirements, and to report all activities to the Building Official, and other parties as listed. It is understood that special inspections are required in addition to the normal inspections performed by the Building Inspector. The special inspector shall be employed by the owner (other than owner – builder/developer), the registered design professional, or an agent of the owner, BUT NOT the contractor, or any other person responsible for the work (such as an owner-builder/developer). Special inspectors may have no financial interest in projects for which they provide special inspection. Special inspectors shall be approved by the building department prior to performing any duties. Special inspectors shall submit their qualifications and are subject to personal interviews for prequalification. Special inspectors shall display approved identification, as stipulated by the Building Official when performing the function of special inspector. Only the City approved special inspection agency of record shall sample, transport and test material. Special inspection and testing shall meet the minimum requirements of the CBC Section 1701. The following conditions are also applicable:

A. Duties and Responsibilities of the Special Inspector:

1. Observe work – The special inspector shall observe the work for conformance with the building department **approved (stamped)** designs drawings and specifications and applicable workmanship provisions of the California Building Code. Architect/Engineer-reviewed shop drawings may be used only as an aid to inspection. Special inspections are to be performed on a continuous basis, meaning that the special inspector is on site in the general area at all times observing the work requiring special inspection. Periodic inspections, if any, must have prior approval based on a separate written plan reviewed and approved by the building department and the architect or engineer of record.

2. **Report nonconforming items** – The special inspector shall bring nonconforming items to the immediate attention of the contractor and note all such items in the daily report. If any items are not resolved in a timely manner or are about to be incorporated in the work, the special inspector shall immediately notify the building department by telephone or in person, notify the engineer or architect, and post a discrepancy notice.
3. **Furnish daily and weekly reports** – Each special inspector shall complete and sign both the special inspection record and the daily report form for each day's inspections to remain at the jobsite with the contractor for review by the building inspector. The reports shall include description of daily inspections and tests made with applicable locations, listing of all nonconforming items, report on how nonconforming items were resolved or unresolved as applicable, and itemized changes authorized by the architect, engineer and Building Official if not included in nonconformance items. **The daily and weekly reports shall be emailed on a daily and weekly basis to the Building Official (Slreports@stocktonca.gov). Each email subject line shall have the following naming format: Permit Number – Address – Date**
4. **Furnish final report** – The special inspector or inspection agency shall submit a final wet stamped and signed report to the Building Official stating that all items requiring special inspection and testing were fulfilled and reported and, to the best of his or her knowledge, in conformance with the approved design drawings, specifications, approved change orders and the applicable workmanship provisions of the CBC. Items not in conformance, unresolved items or any discrepancies in inspection coverage shall be specifically itemized on an addendum to this report. **The final report shall be emailed prior to scheduling final building inspection to the Building Official (Slreports@stocktonca.gov) Each email subject line shall have the following naming format: Permit Number – Address – Date**

B. Contractor Responsibilities:

1. Notify the special inspector – The contractor is responsible for notifying the special inspector regarding individual inspections for items listed on the attached schedule and as noted on the building department approved plans.
2. Notify the Building Department – The contractor is responsible for notifying the City's Building Department. **City approval is required prior to proceeding.** General contractor shall notify the Building Department at (209) 937-8561 at least 24 hours in advance for each day special inspection will be conducted listed on the attached schedule and as noted on the Building Department approved plans.
3. Provide access to approved plans and retain special inspection records.

C. Owner Responsibilities: The project owner or the engineer or architect of record acting as the owner's agent is responsible for funding special inspection services (ref. CBC Sec. 1701).**D. Designer Responsibilities:**

1. Complete the Special Inspection & Testing Schedule – The engineer or architect of record shall specify special inspection required in the construction documents and list these items on the Special Inspection & Testing Schedule on the plans.
2. Respond to field discrepancies – The engineer or architect of record shall respond to uncorrected field deficiencies in design, material, or workmanship observed by the special inspector.
3. Submit design changes – The engineer or architect of record is responsible for any design changes, in addition to acknowledgment and approval of shop drawings which may detail structural information, and for submission of such changes to the Building Official for approval.

E. Building Department Responsibilities:


1. Approve special inspection – The building department shall approve all special inspectors and special inspection requirements.
2. Enforce special inspection – Work requiring special inspection and the performance of special inspection shall be monitored by the building inspector. **Building Department approval must be obtained prior to placement of concrete, covering of structural steel, or other similar activities in addition to that of the special inspector.**
3. Issue Certificate of Occupancy – The Building Official may issue a Temporary Certificate of Occupancy or a Certificate of Final Completion and Occupancy after all special inspection reports and the final compliance report have been submitted and accepted.

Acknowledgements

The undersigned hereby affirm, under penalty of law that the special inspection program is in accordance with the requirements of the CBC and the City of Stockton. The undersigned has used all reasonable diligence in completing this form and to the best of his/her knowledge the information contained herein is true and complete. The undersigned hereby certifies under the penalty of perjury under the laws of the State of California that the foregoing is true and correct.

I have read and agree to comply with the terms and conditions of this agreement:

Registered Design Professional in Responsible Charge:

Name: <i>GREG FERRELL</i>		License Number: <i>C-35802</i>
Phone Number: <i>760-438-8400</i>	Email Address: <i>gferrell@aquaticdesigngroup.com</i>	
Signature: 		Date: <i>9/28/22</i>

Owner's Authorization:

Name: <i>Ivan Reynoso</i>		
Phone Number: <i>209-937-7390</i>	Email Address: <i>ivan.reynoso@stocktonca.gov</i>	
Signature: 		Date: <i>9/26/2022</i>

General Contractor:

Name:		License Number:
Phone Number:	Email Address:	
Signature:		Date:

Special Inspection/Testing Agency Engineer:

Name: <i>To be determined, Public works will hire a consultant</i>		License Number:
Phone Number:	Email Address:	
Signature:		Date:

Building Department's Acceptance:

Name:	Title:
Signature:	Date:

Part III – Special Inspection and Testing Schedule

The schedule below shall be completed by the Engineer-of-Record for the project. The inspections listed are in accordance with Chapter 17 of the California Building Code, refer to Chapter 17 for more detailed requirements. Refer to the City Approved drawings and/or project specifications for additional inspections, tests, or requirements.

Indicate in the table below which inspections are required for this project. Check the appropriate box to denote either continuous (C) or periodic (P) inspection required.

Required Special Inspections and Tests	Check if Required	
	C	P
Steel Construction – CBC 1705.2		
1. Material verification of high-strength bolts, nuts, and washers.		
a. Identification markings to conform to ASTM standards specified in the approved construction documents.		
b. Manufacturer’s certificate of compliance required.		
2. Inspection of high-strength bolting:		
a. Snug-tight joints.		
b. Pretensioned and slip-critical joints using turn-of-nut with matchmarking, twist-off bolt or direct tension indicator methods of installation.		
c. Pretensioned and slip-critical joints using turn-of-nut without matchmarking or calibrated wrench methods of installation.		
3. Material verification of cold-formed steel deck:		
a. For structural steel, identification markings to conform to AISC		
b. For other steel, identification markings to conform to ASTM standards specified in the approved construction documents.		
c. Manufacturer’s certified test reports.		
4. Inspection of welding (shop or field):		
a. Structural steel and cold-formed steel deck:		
1) Complete and partial joint penetration groove welds.		
2) Multipass fillet welds.		
3) Single-pass fillet welds > 5/16”		
4) Plug and slot welds.		
5) Single-pass fillet welds ≤ 5/16”		
6) Floor and roof deck welds.		
b. Reinforcing steel:		
1) Verification of weldability of reinforcing steel other than ASTM A 706.		
2) Reinforcing steel resisting flexural and axial forces in intermediate and special moment frames, and boundary elements of special structural walls of concrete and shear reinforcement.		
3) Shear reinforcement.		
4) Other reinforcing steel.		X
5. Inspection of steel frame joint details for compliance with approved construction documents:		
a. Details such as bracing and stiffening.		
b. Member Locations.		
c. Application of joint details at each location.		
6. Installation of open-web steel joists and joist girders.		
a. End connections – welding or bolted.		
b. Bridging – horizontal or diagonal.		
1) Standard bridging.		
2) Bridging that differs from the SJI specifications listed in Section 2207.1		
7. Cold-formed steel trusses spanning 60 feet or greater, temporary and permanent bracing per approved truss package.		
Concrete Construction – CBC 1705.3		
1. Inspect reinforcement, including prestressing tendons, and verify placement.		
2. Reinforcing bar welding:		
a. Verify weldability of reinforcing bars other than ASTM A706;		
b. Inspect single-pass fillet welds, maximum 5/16”; and		

Required Special Inspections and Tests	Check if Required	
	C	P
c. Inspect all other welds.		
3. Inspection of anchors cast-in concrete.		X
4. Inspection of anchors post-installed in hardened concrete members.		
a. Adhesive anchors installed in horizontally or upwardly inclined orientations to resist sustained tension loads.		
b. All other mechanical anchors and adhesive anchors.		
5. Verifying use of required design mix.		X
6. Prior to concrete placement, fabricate specimens for strength tests, perform slump and air content tests, and determine the temperature of the concrete.	X	
7. Inspection of concrete and shotcrete placement for proper application techniques.	X	
8. Inspection for maintenance of specified curing temperature and techniques.		
9. Inspection of prestressed concrete.		
a. Application of prestressing forces.		
b. Grouting of bonded prestressing tendons in the seismic-force-resisting system.		
10. Erection of precast concrete members.		
11. Verification of in-situ concrete strength, prior to stressing of tendons in posttensioned concrete and prior to removal of shores and forms from beams and structural slabs.		
12. Inspect formwork for shape, location and dimensions of the concrete member being formed.		
Masonry Construction – CBC 1705.4		
1. Special inspection and tests in accordance with the quality assurance program requirements of TMS 402 and TMS 602.		
2. Empirically designed masonry, glass unit masonry and masonry veneer in Risk Category IV.		
3. Vertical masonry foundation elements.		
4. Indicate masonry construction quality assurance level (1 or 2 or 3)		

TABLE 5.19 Modified TMS 602 Tables 3 and 4, Level 2 Quality Assurance

Minimum Verification				
Verification	Required ¹			Reference for Criteria TMS 602
	Level 1	Level 2	Level 3	
1. Prior to construction:				
a. Verification of compliance of submittals.	NR	R	R	Art. 1.5
b. Verification of f'_m and f'_{AAC} , except where specifically exempted by the code.	NR	R	R	Art. 1.4 B
2. During construction:				
a. Verification of slump flow and Visual Stability Index (VSI) when self-consolidating grout is delivered to the project site.	NR	R	R	Art. 1.5 & 1.6.3
b. Verification of f'_m and f'_{AAC} for every 5,000 sq. ft.	NR	NR	R	Art. 1.4 B
c. Verification of proportions of materials as delivered to the project site for premixed or preblended mortar, prestressing grout and grout other than self-consolidating grout.	NR	NR	R	Art. 1.4 B

Required Special Inspections and Tests						Check if Required	
						C	P
Minimum Special Inspection							
Inspection Task	Frequency ²			Reference for Criteria		TMS 402	TMS 602
	Level 1	Level 2	Level 3				
1. As masonry construction begins, verify that the following are in compliance:							
a. Proportions of site-prepared mortar	NR	P	P				Art. 2.1, 2.6 A, 2.6 C
b. Grade and size of prestressing tendons and anchorages	NR	P	P				Art. 2.4 B, 2.4 H
c. Grade, type and size of reinforcement, connectors, anchor bolts, and prestressing tendons and anchorages	NR	P	P				Art. 3.4, 3.6 A
d. Prestressing technique	NR	P	P				Art. 3.6 B
e. Properties of thin-bed mortar for AAC masonry	NR	C ³ /P ⁴	C				Art. 2.1 C
f. Sample panel construction	NR	P	C				Art. 1.6 D
2. Prior to grouting, verify that the following are in compliance:							
a. Grout space	NR	P	C				Art. 3.2 D, 3.2 F
b. Placement of prestressing tendons and anchorages	NR	P	P	Sec. 10.8, 10.9			Art. 2.4, 3.6
c. Placement of reinforcement, connectors and anchor bolts	NR	P	C	Sec. 6.1, 6.3.1, 6.3.6, 6.3.7			Art. 3.2 E, 3.4
d. Proportions of site-prepared grout and prestressing grout for bonded tendons	NR	P	P				Art. 2.6 B, 2.4 G, 1.b
3. Verify during construction:							
a. Materials and procedures with the approved submittals	NR	P	P				Art. 1.5
b. Placement of masonry units and mortar joint construction	NR	P	P				Art. 3.3 B
c. Size and location of structural members	NR	P	P				Art. 3.3 F
d. Type, size and location of anchors, including other details of anchorage of masonry to structural members, frames or other construction	NR	P	C	Sec 1.2.1(e), 6.2.1, 6.3.1			
e. Welding of reinforcement	NR	C	C	Sec. 6.1.6.1.2			
f. Preparation, construction and protection of masonry during cold weather (temperature below 40°F) or hot weather (temperature above 90°F)	NR	P	P				Art. 1.8 C, 1.8 D
g. Application and measurement of prestressing force	NR	C	C				Art. 3.6 B
h. Placement of grout and prestressing grout for bonded tendons is in compliance	NR	C	C				Art. 3.5, 3.6 C
i. Placement of AAC masonry units and construction of thin-bed mortar joints	NR	C ³ /P ⁴	C				Art. 3.3 B.9, 3.3 F.1.b
4. Observe preparation of grout specimens, mortar specimens and/or prisms	NR	P	C				Art. 1.4 B.2.a.3, 1.4 B.2.b.3, 1.4 B.2.c.3, 1.4 B.3, 1.4 B.4
1. R = Required, NR = Not Required 2. Frequency refers to the frequency of inspection, which may be continuous or periodic during the listed task, as defined in the table. NR = Not Required P = Periodic C = Continuous 3. Required for the first 5,000 square feet of AAC masonry. 4. Required after the first 5,000 square feet of AAC masonry.							

Required Special Inspections and Tests	Check if Required	
	C	P
Wood Construction – CBC 1705.5		
1. High-load diaphragms.		
2. Metal-plate-connected wood trusses: Wood truss clear span of 60 feet or greater, bracing per approved truss package.		
3. Manufactured trusses and assemblies.		
4. Structural glued laminated timber.		
5. Manufactured open web trusses.		
6. Timber connectors.		
7. Mass timber construction.		
Soils – CBC 1705.6		
1. Verify materials below shallow foundations are adequate to achieve the design bearing capacity.		
2. Verify excavations are extended to proper depth and have reached proper material.		X
3. Perform classification and testing of compacted fill materials.		X
4. Verify use of proper materials, densities and lift thicknesses during placement and compaction of compacted fill.	X	
5. Prior to placement of compacted fill, observe subgrade and verify that site has been prepared properly.		X
6. Soil fill.	X	
Driven Deep Foundations – CBC 1705.7		
1. Verify element materials, sizes and lengths comply with the requirements.		
2. Determine capacities of test elements and conduct additional load tests, as required.		
3. Observe driving operations and maintain complete and accurate records for each element.		
4. Verify placement locations and plumbness, confirm type and size of hammer, record number of blows per foot of penetration, determine required penetrations to achieve design capacity, record tip and butt elevations and document any damage to foundation element.		
5. For steel elements, perform additional inspections in accordance with CBC Section 1705.2.		
6. For concrete elements and concrete-filled elements, perform additional inspections in accordance with CBC Section 1705.3.		
7. For specialty elements, perform additional inspections as determined by the registered design professional in responsible charge.		
8. Continuous special inspection shall be performed during installation of helical pile foundations.		
Cast-In Place Foundations – CBC 1705.8		
1. Observe drilling operations and maintain complete and accurate records for each element.		
2. Verify placement locations and plumbness, confirm element diameters, bell diameters (if applicable), lengths, embedment into bedrock (if applicable) and adequate end-bearing strata capacity. Record concrete or grout volumes.		
3. For concrete elements, perform additional inspections in accordance with Section CBC 1705.3.		
Wind Resistance – CBC 1705.11		
1. Structural wood:		
a. Field gluing operations of elements of the main windforce-resisting system.		
b. Nailing, bolting, anchoring, and other fastening of elements of the min windforce-resisting system, including wood shear walls, wood diaphragms, drag struts, braces, and hold-downs.		
2. Cold-formed steel light-frame construction:		
a. Welding operations of elements of the main windforce-resisting system.		
b. Screw attachment, bolting, anchoring, and other fastening of elements of the main windforce-resisting system, including shear walls, braces, diaphragms, collectors (drag struts), and hold-downs.		
3. Wind-resisting components:		
a. Roof covering, roof deck, and roof framing connections.		
b. Exterior wall covering and wall connections to roof and floor diaphragms and framing.		
Seismic Resistance – CBC 1705.12		
1. Structural steel per CBC 1705.12.1:		
a. Seismic force-resisting systems inspected according to AISC 341.		

Required Special Inspections and Tests	Check if Required	
	C	P
b. Structural steel elements other than those covered in (a) including struts, collectors, chords, and foundation elements inspected according to AISC 341.		
2. Structural wood per CBC 1705.12.2:		
a. Field gluing operations of elements of the seismic force-resisting system.		
b. Nailing, bolting, anchoring, and other fastening of elements of the seismic force-resisting system, including wood shear walls, wood diaphragms, drag struts, braces, shear panels, and hold-downs.		
3. Cold-formed steel light-frame construction per CBC 1705.12.3:		
a. Welding operations of elements of the seismic force-resisting system.		
b. Screw attachment. Bolting, anchoring, and other fastening of elements of the seismic force-resisting system, including shear walls, braces, diaphragms, collectors (drag struts), and hold-downs.		
4. Designated seismic systems per CBC 1705.12.4: Verify the label, anchorage, and mounting conform to the certificate of compliance.		
5. Architectural components per CBC Section 1705.12.5.		
6. Plumbing, mechanical, and electrical components per CBC Section 1705.12.6.		
a. Anchorage of electrical equipment for emergency and standby power systems.		
b. Installation and anchorage of piping systems designed to carry hazardous materials and their associated mechanical units.		
c. Installation and anchorage of ductwork designed to carry hazardous materials.		
d. Installation and anchorage of vibration isolation systems where the approved construction documents require nominal clearance of ¼ inch or less between the equipment support and restraint.		
e. Installation of mechanical and electrical equipment, including duct work, piping systems and their structural supports, where automatic fire sprinkler systems are installed.		
7. Storage racks that are 8 feet or greater in height per CBC Section 1705.12.7.		
8. Seismic isolation systems per CBC Section 1705.12.8.		
9. Cold-formed steel special bolted moment frames per CBC Section 1705.12.9.		
Testing for Seismic Resistance – CBC 1705.13		
1. Structural steel per CBC 1705.13.1:		
c. NDT of structural steel in the seismic force-resisting systems according to AISC 341.		
d. NDT of structural steel elements other than those covered in (a) including struts, collectors, chords, and foundation elements according to AISC 341.		
2. Nonstructural components per CBC 1705.13.2: Registered design professional shall specify the requirements to be met by analysis, testing, or experience data. Certificates of compliance documenting the requirements shall be submitted to the building official.		
3. Designated seismic systems per CBC 1705.13.3: Registered design professional shall specify the requirements to be met by analysis, testing, or experience data. Certificates of compliance documenting the requirements shall be submitted to the building official.		
4. Seismic isolation systems per CBC Section 1705.12.8 shall be tested in accordance with Section 17.8 of ASCE 7.		
Sprayed Fire-Resistant Materials – CBC 1705.14		
1. The special inspections and tests shall include the following to demonstrate compliance with the listing and the fire-resistance rating:		
a. Inspect substrates for accordance with the approved fire-resistance design.		
b. Approved manufacturer's written instructions.		
c. Verify minimum ambient temperature before and after application.		
d. Verify ventilation of area during and after application.		
e. Measure average thickness per ASTM E605 and Section 1705.14.4.		
f. Verify density of material for conformance with the approved fire-resistant design and ASTM E605 and Section 1705.14.5.		
g. Test cohesive/adhesive bond strength per ASTM E736 and Section 1705.14.6.		
h. Inspect condition of finished application.		
Mastic and Intumescent Fire-Resistant Coatings – CBC 1705.15		
1. Inspect mastic and intumescent fire-resistant coatings per CBC 1705.15 and AWC 12-B.		
Exterior Insulation and Finish Systems (EIFS) – CBC 1705.16		

Required Special Inspections and Tests	Check if Required	
	C	P
1. Inspect EIFS per CBC 1705.16 and ASTM E250.		
Fire-Resistant Penetrations and Joints – CBC 1705.17		
1. Fire-resistant penetrations and joints in high-rise or risk category III or IV buildings per CBC Section 1705.17.		
2. Penetration firestop systems and/or fire-resistant joint systems per CBC Sections 1705.17.1 & 1705.17.2.		
Smoke Control Systems – CBC 1705.18		
1. Smoke control systems per CBC Section 1705.18.		
Shotcrete – CBC 1705.19		
1. Shotcrete work per CBC 1705.19:		
a. Check materials.	X	
b. Placing equipment.	X	
c. Details of construction and construction procedure.	X	
d. Preconstruction and strength tests of shotcrete per CBC Sections 1908.5 and 1908.10.	X	
2. Visual examination for structural soundness of in-place shotcrete per CBC Sections 1905.19.1.	X	
Sealing of Mass Timber – CBC 1705.20		
1. Inspection of sealants or adhesives where sealant or adhesive required per CBC Section 703.9 is applied to mass timber building elements as designated in approved construction documents.		

Seismic/Wind Requirements (CBC Section 1705.11-13)
Description of wind resistance and seismic-force-resisting system subject to special inspections as per CBC Section 1705.11-13. Describe the seismic resisting system in the longitudinal and transverse directions.

Special Instructions and/or Structural Observation Required (CBC Section 1704.6)

